



# Intel<sup>®</sup> 875P Chipset Customer Reference Board Schematics

---

*For use with the Intel<sup>®</sup> 875P Chipset Platform Design Guide*

*July 2003*

Document Number: 252812-002





INFORMATION IN THIS DOCUMENT IS PROVIDED IN CONNECTION WITH INTEL® PRODUCTS. NO LICENSE, EXPRESS OR IMPLIED, BY ESTOPPEL OR OTHERWISE, TO ANY INTELLECTUAL PROPERTY RIGHTS IS GRANTED BY THIS DOCUMENT. EXCEPT AS PROVIDED IN INTEL'S TERMS AND CONDITIONS OF SALE FOR SUCH PRODUCTS, INTEL ASSUMES NO LIABILITY WHATSOEVER, AND INTEL DISCLAIMS ANY EXPRESS OR IMPLIED WARRANTY, RELATING TO SALE AND/OR USE OF INTEL PRODUCTS INCLUDING LIABILITY OR WARRANTIES RELATING TO FITNESS FOR A PARTICULAR PURPOSE, MERCHANTABILITY, OR INFRINGEMENT OF ANY PATENT, COPYRIGHT OR OTHER INTELLECTUAL PROPERTY RIGHT. INTEL PRODUCTS ARE NOT INTENDED FOR USE IN MEDICAL, LIFE SAVING, OR LIFE SUSTAINING APPLICATIONS.

Intel may make changes to specifications and product descriptions at any time, without notice.

The Intel® 82875P chipset MCH may contain design defects or errors known as errata which may cause the product to deviate from published specifications. Current characterized errata are available on request.

Contact your local Intel sales office or your distributor to obtain the latest specifications and before placing your product order.

Intel and the Intel logo are trademarks or registered trademarks of Intel Corporation or its subsidiaries in the United States and other countries.

\*Other names and brands may be claimed as the property of others.

Copyright © 2003, Intel Corporation



## Revision History

---

| Rev. No. | Description                                | Rev. Date  |
|----------|--|------------|
| -001     | Initial Release.                           | April 2003 |
| -002     | Change VR for compliance with Prescott FMB | July 2003  |

This page is intentionally left blank.

| PAGE <sup>CR-1</sup> # | COMPONENT/FUNCTION                                      |
|------------------------|---|
| 1                      | COVER PAGE.   |
| 2                      | TABLES: BLOCK DIAGRAM                                   |
| 3                      | TABLES: RESET MAP                                       |
| 4                      | TABLES: CLOCK DISTRIBUTION                              |
| 5                      | TABLES: GPIO/IDSEL MAPPING                              |
| 6                      | CORE: CPU CONNECTOR UPGA478 (PSC/NWD)                   |
| 7                      | CORE: CPU TERMINATION & MISC P/U, P/D                   |
| 8                      | CORE: CPU-UCCP FILTERED ANALOG SUPPLY                   |
| 9-14                   | CORE: CANTERWOOD MCH                                    |
| 15                     | CORE: CANTERWOOD MCH: ANALOG FILTERS                    |
| 16                     | CORE: MCH DECOUPLING AND COMP                           |
| 17                     | CORE: CLOCK   |
| 18                     | CORE: AGP CONN & AGP DECOUPLING & TERM                  |
| 19                     | BLANK PAGE  |
| 20                     | CORE: AGP SWING / UREF                                  |
| 21                     | CORE: DDR CHANNEL A DIMM CONNECTORS (0/1)               |
| 22-23                  | CORE: DDR CHANNEL A SERIES TERMINATION                  |
| 24                     | CORE: DDR CHANNEL A UTERM DECOUPLING                    |
| 25                     | CORE: DDR CHANNEL B DIMM CONNECTORS (0/1)               |
| 26-27                  | CORE: DDR CHANNEL B SERIES TERMINATION                  |
| 28                     | CORE: DDR CHANNEL B UTERM DECOUPLING                    |
| 29                     | ICHS: ICHS CTRLLR PCI, IDE BLOCKS                       |
| 30                     | ICHS: ICHS CTRLLR S-ATA, LPC, RTC, BLOCKS               |
| 31                     | ICHS: ICHS CTRLLR HUB, LAN, USB, AC'97 BLOCKS           |
| 32                     | ICHS: ICHS POWER GROUP                                  |
| 33                     | ICHS: ICHS PULL-UP/PULL-DOWNS & DECOUPLING              |
| 34                     | ICHS: LAN ON CNR STUFFING OPTIONS                       |
| 35                     | ICHS: IDE PRIMARY & SECONDARY                           |
| 36                     | ICHS: USB QUAD STACK (BACK PANEL RIGHT)                 |
| 37                     | ICHS: USB SWITCH (FRONT PANEL OR CNR)                   |
| 38                     | ICHS: USB FRONT PANEL/CNR UREG & OVER CURRENT           |
| 39                     | ICHS: USB BACK PANEL LEFT (MAGJACK) & FNT PNL           |
| 40-44                  | ICHS: PCI SLOTS 1 - 5                                   |
| 45                     | ICHS: PCI TERMINATION                                   |
| 46                     | CNR: CNR CONNECTOR                                      |
| 47                     | LAN: INTEL(R) 82547EI AND INTEL(R) 82562EZ              |
| 48                     | LAN: INTEL(R) 82547EI/INTEL(R) 82562EZ POWER CONNECTORS |
| 49                     | LAN: INTEL(R) 82547EI/INTEL(R) 82562EZ MISC. CIRCUITS   |
| 50                     | LAN: MAGJACK AND DIFF, PAIR TERM.                       |
| 51                     | LAN: CSA INTERFACE REFERENCE                            |
| 52                     | AUDIO: CODEC (AD1980, AD1981A, CS4202, STAC9752)        |
| 53                     | AUDIO: CODEC FILTERING CAPS                             |
| 54                     | AUDIO: CD-IN ATAPI HEADER, LINE-IN CONN.                |
| 55                     | AUDIO: LINE-OUT CONNECTOR                               |
| 56                     | AUDIO: MIC-IN CONN., FRONT PANEL AUDIO HEADER           |
| 57                     | AUDIO: 6 CH HEADER                                      |

| PAGE # | COMPONENT/FUNCTION                               |
|--------|--|
| 58     | AUDIO: LINE-OUT/HP JACK SENSE                    |
| 59     | AUDIO: AUDIO UREG                                |
| 60     | BLANK PAGE                                       |
| 61     | SATA: SATA CONNECTOR                             |
| 62     | FWH: MFG MODE AND RECOVERY JUMPERS               |
| 63     | PA: PORT ANGELES (SIO/GLUE)                      |
| 64     | PA: PORT ANGELES (SIO/GLUE), SCSI LED HEADER     |
| 65     | PA: FLOPPY                                       |
| 66     | PA: KEYBOARD & MOUSE PORTS (PS/2)                |
| 67     | PA: PARALLEL PORT                                |
| 68     | PA: COM1   |
| 69     | HECETA4 & HECETA6                                |
| 70     | PC SPEAKER                                       |
| 71     | 2X8 FRONT PANEL HEADER, LED HEADER               |
| 72     | BOARD LABELS, MOUNTING HOLES                     |
| 73     | FAN: FAN CONTROL HEADERS (3)                     |
| 74     | POWER DISTRIBUTION MAP                           |
| 75     | UREG: POWER CONNS; 2X10 AND 2X2; STITCHING CAPS  |
| 76     | CORE: 2.5V MEMORY, STANDBY-MEMORY                |
| 77     | BLANK PAGE                                       |
| 78     | UREG: BATTERY, PCI Vaux, TURN-ON SEQUENCER       |
| 79     | UREG: USB RIGHT/MID BACK PANEL, PS/2; (WAKE-ON)  |
| 80     | UREG: USB LEFT BACK PANEL; (WAKE-ON)             |
| 81     | UREG: 3.3V STBY                                  |
| 82     | UREG: BULK DECOUPLING, PCI DECOUPLING            |
| 83     | CORE: GMCH UTT & UREG: LAN 1.2V AND 1.8V REG.    |
| 84     | UREG: CORE 1.5V                                  |
| 85     | CORE: CPU MAIN REGULATOR (UCCP); CONTROLLER      |
| 86     | CORE: CPU MAIN REGULATOR (UCCP); 1 PHASE         |
| 87     | CORE: CPU MAIN REGULATOR (UCCP); 2 PHASE         |
| 88     | CORE: CPU DECOUPLING, 12V INPUT FILTER           |
| 89     | DEBUG: TITLE PAGE                                |
| 90     | DEBUG: VID HDRS, SMI/STPCLK, PASSIVE BLEED, MISC |
| 91     | DEBUG: TRACK SPLITTERS                           |
| 92     | DEBUG: TDR COUPONS                               |
| 93     | DEBUG: TDR COUPONS                               |
| 94     | DEBUG: ITP (SMT)                                 |
| 95-103 | CROSS REFERENCE PAGES                            |

- NOTES:
- THIS SCHEMATIC DOCUMENTS THE GENERIC PRODUCT WITH ALL POSSIBLE CONFIGURATIONS. PLEASE REFER TO SPECIFIC PRODUCT PBA EPLS FOR ITEMS SHOWN AS OPTIONAL IN THE SCHEMATIC.
  - RESISTORS ARE IN OHMS UNLESS OTHERWISE SPECIFIED.
  - UCC = +5V UNLESS OTHERWISE SPECIFIED.
  - \* SUFFIX INDICATES ACTIVE LOW SIGNAL.
  - \I SUFFIX INDICATES SIGNAL EXITS HIERARCHICAL BLOCK.
  - THIS DOCUMENT ALSO EXISTS ON ELECTRONIC MEDIA.

# INTEL(R) 875P CUSTOMER REFERENCE BOARD

2-CHANNEL DDR,  
AGP8X, 4 LAYER, ATX

INFORMATION IN THIS DOCUMENT IS PROVIDED IN CONNECTION WITH INTEL(R) PRODUCTS. NO LICENSE, EXPRESS OR IMPLIED, BY ESTOPPEL OR OTHERWISE, TO ANY INTELLECTUAL PROPERTY RIGHTS IS GRANTED BY THIS DOCUMENT, EXCEPT AS PROVIDED IN INTEL'S TERMS AND CONDITIONS OF SALE FOR SUCH PRODUCTS. INTEL ASSUMES NO LIABILITY WHATSOEVER, AND INTEL DISCLAIMS ANY EXPRESS OR IMPLIED WARRANTY, RELATING TO SALE AND/OR USE OF INTEL PRODUCTS INCLUDING LIABILITY OR WARRANTIES RELATING TO FITNESS FOR A PARTICULAR PURPOSE, MERCHANTABILITY, OR INFRINGEMENT OF ANY PATENT, COPYRIGHT OR OTHER INTELLECTUAL PROPERTY RIGHT. INTEL PRODUCTS ARE NOT INTENDED FOR USE IN MEDICAL, LIFE SAVING, OR LIFE SUSTAINING APPLICATIONS.

INTEL MAY MAKE CHANGES TO SPECIFICATIONS AND PRODUCT DESCRIPTIONS AT ANY TIME WITHOUT NOTICE. DESIGNERS MUST NOT RELY ON THE ABSENCE OR CHARACTERISTICS OF ANY FEATURES OR INSTRUCTIONS MARKED "RESERVED" OR "UNDEFINED". INTEL RESERVES THESE FOR FUTURE DEFINITION AND SHALL HAVE NO RESPONSIBILITY WHATSOEVER FOR CONFLICTS OR INCOMPATIBILITIES ARISING FROM FUTURE CHANGES TO THEM.

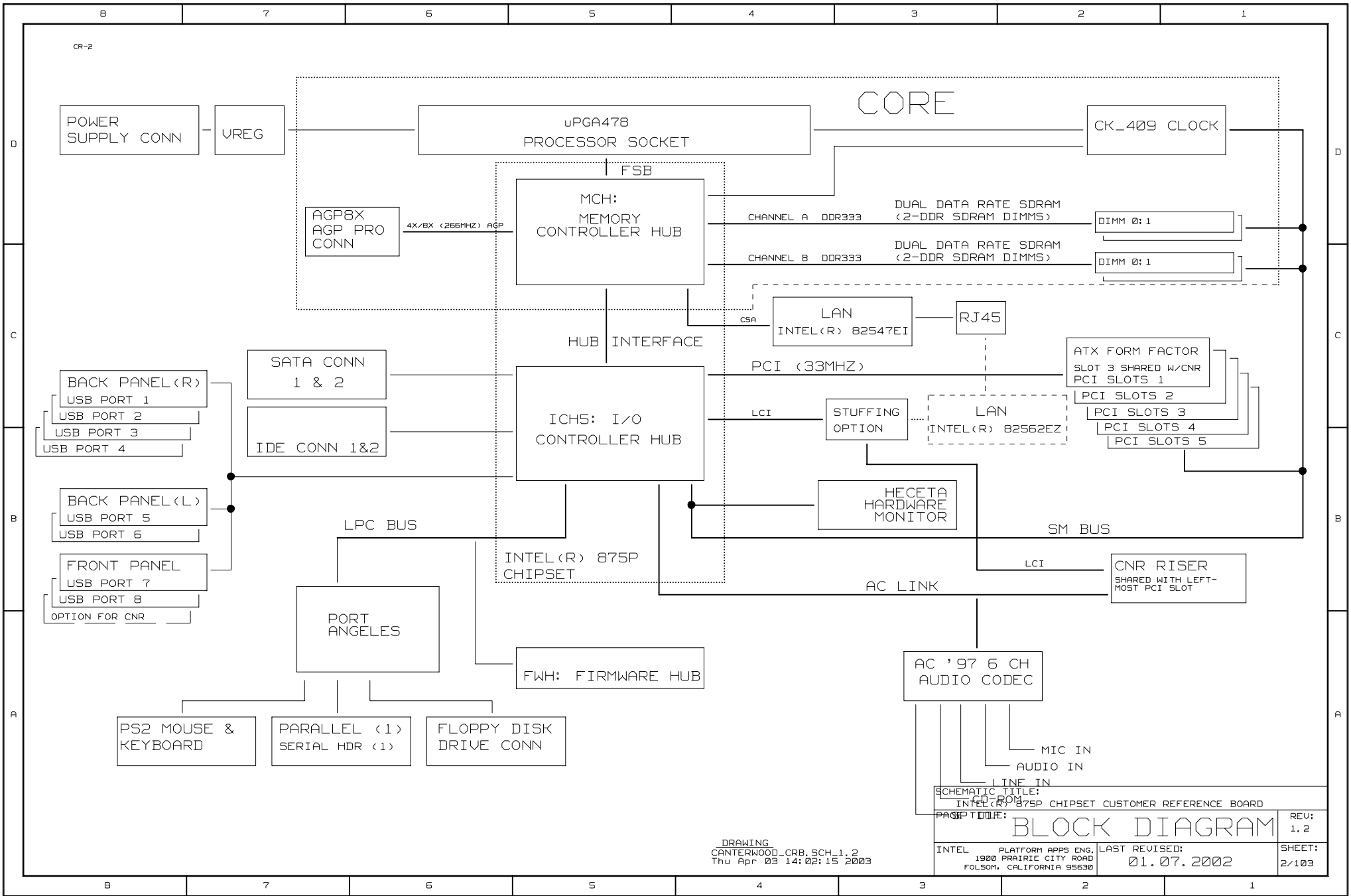
THE INTEL(R) PENTIUM 4 PROCESSOR AND THE INTEL(R) 875P CHIPSET PLATFORM MAY CONTAIN DESIGN DEFECTS OR ERRORS KNOWN AS ERRATA WHICH MAY CAUSE THE PRODUCT TO DEVIATE FROM PUBLISHED SPECIFICATIONS. CURRENT CHARACTERIZED ERRATA ARE AVAILABLE ON REQUEST.

CONTACT YOUR LOCAL INTEL SALES OFFICE OR YOUR DISTRIBUTOR TO OBTAIN THE LATEST SPECIFICATIONS AND BEFORE PLACING YOUR PRODUCT ORDER. COPIES OF DOCUMENTS WHICH HAVE AN ORDERING NUMBER AND ARE REFERENCED IN THIS DOCUMENT, OR OTHER INTEL LITERATURE, MAY BE OBTAINED FROM: INTEL CORPORATION  
WWW.INTEL.COM  
OR CALL 1-800-548-4725  
INTEL AND PENTIUM 4 ARE TRADEMARKS OR REGISTERED TRADEMARKS OF INTEL CORPORATION OR ITS SUBSIDIARIES IN THE UNITED STATES AND OTHER COUNTRIES.  
\*OTHER NAMES AND BRANDS MAY BE CLAIMED AS THE PROPERTY OF OTHERS.

POWER SYMBOLS USED:  
UCC3  
UCC  
+12V  
-12V

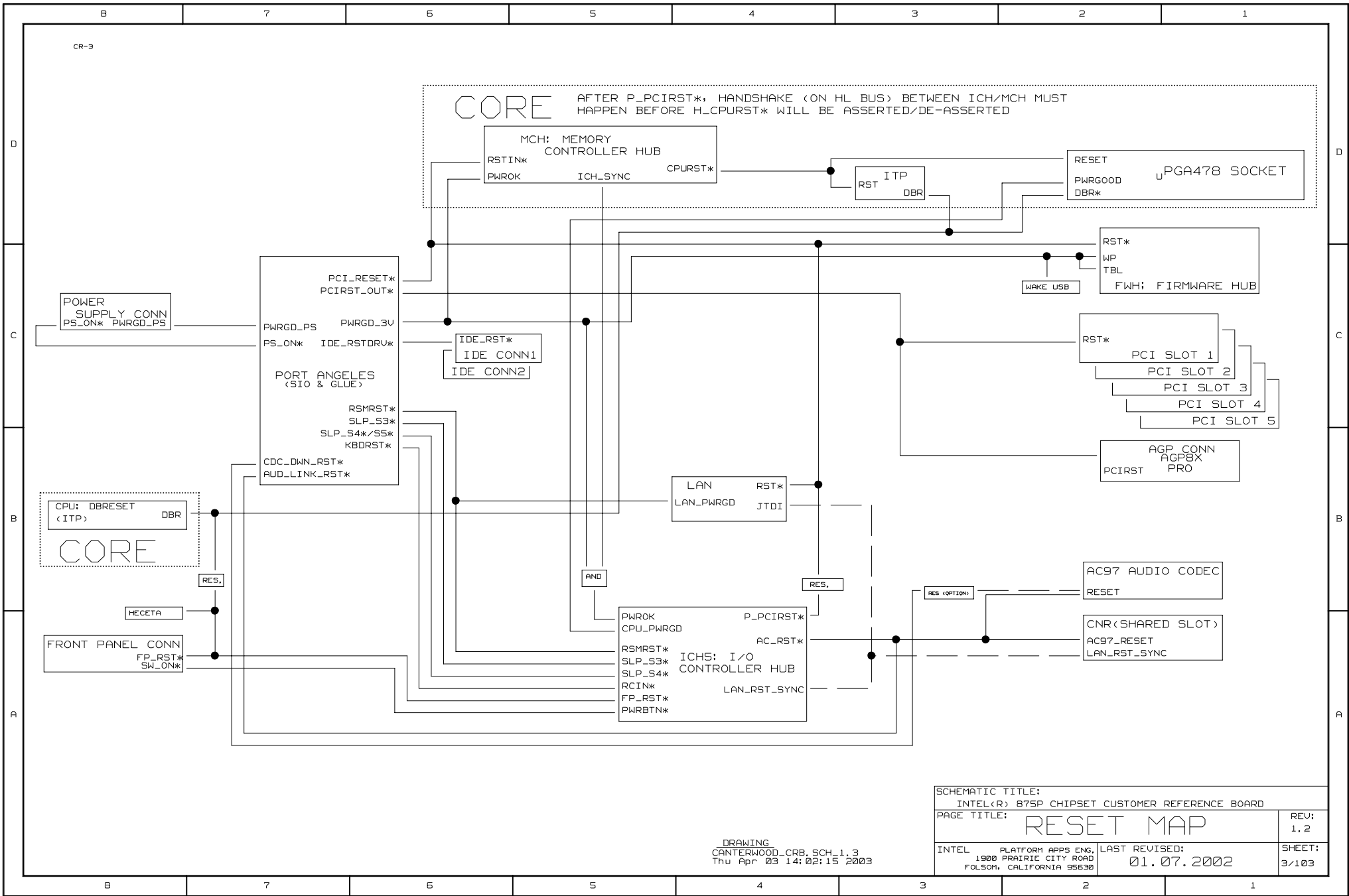
DRAWING  
CANTERWOOD\_CRB\_SCH\_1.1  
Thu Apr 03 14:02:15 2003

|  |  |
|--|--|
| SCHEMATIC TITLE:<br>INTEL(R) 875P CHIPSET CUSTOMER REFERENCE BOARD             |  |
| PAGE TITLE:<br>TITLE PAGE  | REV:<br>1.2                                    |
| INTEL PLATFORM APPS ENG,<br>1900 PRAIRIE CITY ROAD<br>FOLSOM, CALIFORNIA 95630 | LAST REVISED:<br>01.07.2002<br>SHEET:<br>1/103 |



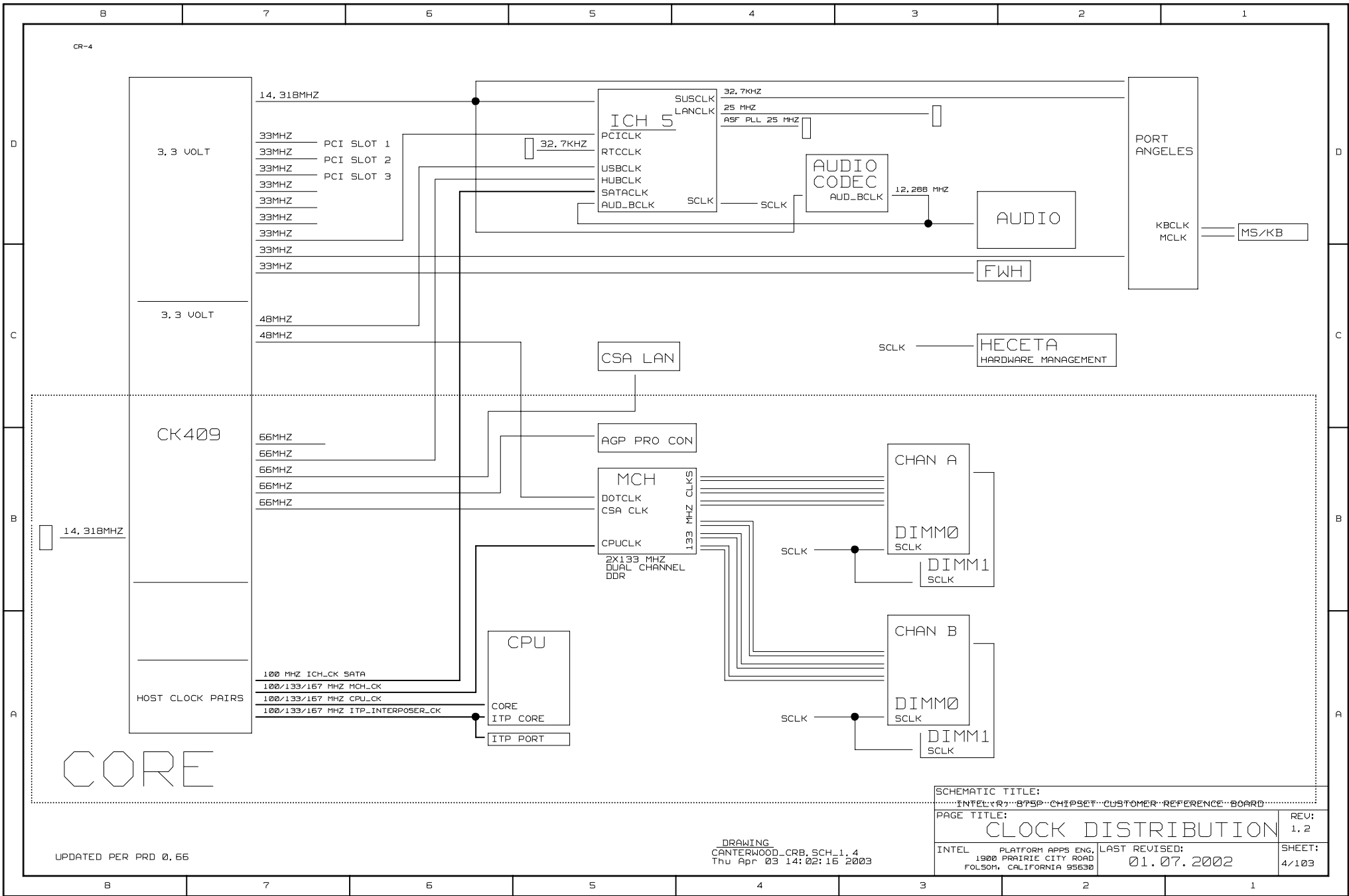
SCHEMATIC TITLE:  
 INTEL(R) 875P CHIPSET CUSTOMER REFERENCE BOARD  
 PAGE TITLE: **BLOCK DIAGRAM** REV: 1.2  
 INTEL PLATFORM APPS ENG. LAST REVISED: 01.07.2002 SHEET: 2/103  
 1900 PRAIRIE CITY ROAD  
 FOLSOM, CALIFORNIA 95630

DRAWING  
 CANTERWOOD\_CRB\_SCH\_1.2  
 Thu Apr 03 14:02:15 2003



|                  |  |  |
|------------------|--|--|
| SCHEMATIC TITLE: |  | INTEL(R) B75P CHIPSET CUSTOMER REFERENCE BOARD |
| PAGE TITLE:      |  | RESET MAP                                      |
| REV:             | 1.2  |  |
| INTEL            | PLATFORM APPS ENG,<br>1900 PRAIRIE CITY ROAD<br>FOLSOM, CALIFORNIA 95630 | LAST REVISED:<br>01.07.2002                    |
| SHEET:           |  | 3/103  |

DRAWING  
 CANTERWOOD\_CRB\_SCH\_1.3  
 Thu Apr 03 14:02:15 2003



|  |                          |               |
|--|--------------------------|---------------|
| SCHEMATIC TITLE:                                 |                          | REV:          |
| INTEL CR-4 B75P CHIPSET CUSTOMER REFERENCE BOARD |                          | 1.2           |
| PAGE TITLE:                                      |                          | SHEET:        |
| CLOCK DISTRIBUTION                               |                          | 4/103         |
| INTEL  | PLATFORM APPS ENG.       | LAST REVISED: |
| 1900 PRAIRIE CITY ROAD                           | FOLSOM, CALIFORNIA 95630 | 01.07.2002    |

DRAWING  
 CANTERWOOD\_CRB\_SCH\_1.4  
 Thu Apr 03 14:02:16 2003

UPDATED PER PRD 0.66



CR-5

| PIN NAME | WELL   | USAGE                | DURING |         | NOTES   |
|----------|--------|----------------------|--------|---------|---|
|          |        |                      | RESET  | S3/S5   |   |
| GPI[0]   | MAIN   | P_RE0A*              |        |         |   |
| GPI[1]   | MAIN   | P_RE0S*              |        |         |   |
| GPI[2]   | MAIN   | P_INTE*              |        |         |   |
| GPI[3]   | MAIN   | P_INTF*              |        |         |   |
| GPI[4]   | MAIN   | P_INTG*              |        |         |   |
| GPI[5]   | MAIN   | P_INTH*              |        |         |   |
| GPI[6]   | MAIN   | AGPBUSY*             |        |         |   |
| GPI[7]   | MAIN   | BOARD_SKU_0          |        |         |   |
| GPI[8]   | RESUME | CSA_PME*             |        |         |   |
| GPI[9]   | RESUME | OC[4]*               |        |         |   |
| GPI[10]  | RESUME | OC[5]*               |        |         |   |
| GPI[11]  | RESUME | SMBALERT*            |        |         |   |
| GPI[12]  | RESUME | LPC_SIO_SMI*         |        |         |   |
| GPI[13]  | RESUME | LPC_SIO_PME*         |        |         |   |
| GPI[14]  | RESUME | OC[6]*               |        |         |   |
| GPI[15]  | RESUME | OC[7]*               |        |         |   |
| GPO[16]  | MAIN   | GNT[A]*              |        |         |   |
| GPO[17]  | MAIN   | GNT[C]*              |        |         |   |
| GPO[18]  | MAIN   | GPO18_LED            |        |         |   |
| GPIO[24] | RESUME | CLKRUN*              |        |         |   |
| GPIO[25] | RESUME | GPIO_LAN_DISABLE     |        |         |   |
| GPIO[27] | RESUME | GPIO_AUD_EN (OUTPUT) |        |         |   |
| GPIO[28] | RESUME | CODEC_DOWN_EN*       |        |         |   |
| GPIO[32] | MAIN   | BOARD_SKU_1          |        |         |   |
| GPIO[33] | MAIN   | BOARD_SKU_2          |        |         |   |
| GPIO[34] | MAIN   | BOARD_SKU_3          |        |         |   |
| GPI[40]  | MAIN   | REQ[4]*              |        |         |   |
| GPI[41]  | MAIN   | LDRO[1]*             |        |         |   |
| GPO[48]  | MAIN   | GNT[4]*              |        |         |   |
| GPO[49]  | CPU    | CPUPWRGD             |        |         |   |
| GPI4     | MAIN   | NORM                 | INPUT  | DEFINED | CONFIG JUMPER   |
| GPI3     | MAIN   | MFG_MODE*            | INPUT  | DEFINED | MANUF MODE  |
| GPI2     | MAIN   | NOT USED             | INPUT  | DEFINED | HI/LOW BIOS CONFIG (FEATURE IS DEFAULT LOW)             |
| GPI1     | MAIN   | DMA66_DETECT_SEC     | INPUT  | DEFINED | HI/LOW BIOS CONFIG FOR IDE SEC (FEATURE IS DEFAULT LOW) |
| GPI0     | MAIN   | DMA66_DETECT_PRI     | INPUT  | DEFINED | HI/LOW BIOS CONFIG FOR IDE PRI (FEATURE IS DEFAULT LOW) |
| GPO0     | RESUME | FAN1_CTRL            |        |         |   |
| GPO1     | RESUME | FAN2_CTRL            |        |         |   |
| GPI6     | RESUME | FAN1_TACH            |        |         |   |
| GPI7     | RESUME | FAN2_TACH            |        |         |   |
| GPI08    | RESUME | 5V_DDCSDA            |        |         |   |
| GPI09    | RESUME | 5V_DDCSCL            |        |         |   |
| GPI010   | RESUME | 3V_DDCSDA            |        |         |   |
| GPI011   | RESUME | 3V_DDCSCL            |        |         |   |
| GPI12    | RESUME | CDC_DWN_ENAB*        |        |         |   |
| IO_PME*  | RESUME | IO_PME*              |        |         |   |
| GRN_LED  | RESUME | GRN_LED              |        |         |   |
| YLW_LED  | RESUME | YLW_LED              |        |         |   |

ICH 5

FWH

PORT ANGELES


IRQ ROUTING TABLE

|         | AGP  | SLOT1 | SLOT2 | SLOT3 |
|---------|------|-------|-------|-------|
| P_INTA* | IRQA |       |       | IRQA  |
| P_INTB* | IRQB |       |       | IRQA  |
| P_INTC* |      |       |       | IRQB  |
| P_INTD* |      |       |       | IRQC  |
| P_INTE* |      | IROD  | IROC  |       |
| P_INTF* |      | IRQA  | IRQB  |       |
| P_INTG* |      | IROB  | IROA  |       |
| P_INTH* |      | IROC  | IROD  |       |
| REQ/GNT | 0    | 1     | 2     |       |
| IDSEL   | 16   | 17    | 18    |       |

MULTI-PLEXED GPIO PINS ON PORT ANGELES USED FOR SPECIFIC FUNCTIONS (NOT AS GPIO) ARE NOT IDENTIFIED HERE  
 UN-USED GPIO PINS ON PORT ANGELES ARE NOT IDENTIFIED HERE  
 TOTAL OF (37) POSSIBLE GPIO PINS ON PORT ANGELES.

|  |                             |                 |
|--|-----------------------------|-----------------|
| SCHEMATIC TITLE:   |                             | REV:            |
| INTEL(R) 875P CHIPSET CUSTOMER REFERENCE BOARD                                 |                             | 1.2             |
| PAGE TITLE:  |                             |                 |
| GPIO, IRQ, IDSEL MAPS  |                             |                 |
| INTEL PLATFORM APPS ENG,<br>1900 PRAIRIE CITY ROAD<br>FOLSOM, CALIFORNIA 95630 | LAST REVISED:<br>01.07.2002 | SHEET:<br>5/103 |

DRAWING  
 CANTERWOOD\_CRB\_SCH\_1.5  
 Thu Apr 03 14:02:16 2003



**CAD NOTE:**  
H.D AND H.A (AND ASSOCIATED SIGNALS)  
MUST BE LENGTH MATCHED TO THE STROBE (STB OR STBP/STEN)  
SIGNAL(S) WITHIN THE SAME GROUP TO +/-25 MILS,  
AND STBP/STEN PAIRS MUST BE MATCHED TO +/-10 MILS OF EACH OTHER.

**DESIGN NOTE:**  
AF3 TIED TO UCCVID FOR PRESCOTT SUPPORT  
AE26 IS GND ON PENTIUM 4 PROCESSOR BUT WILL BE DETECT ON PRESCOTT

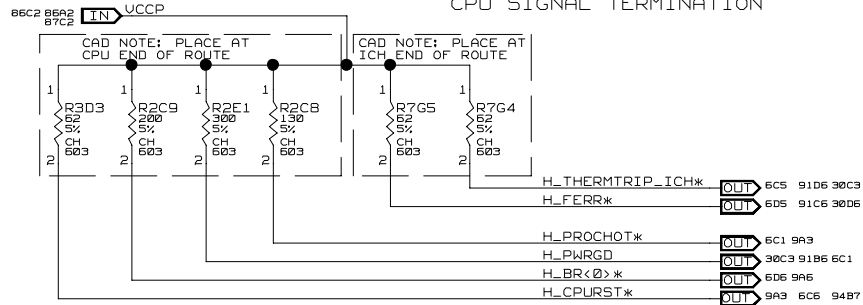
| TESTHI PIN NAME MAPPING |             |
|-------------------------|-------------|
| TESTHI(0)               | BYPASS      |
| TESTHI(1)               | ODT         |
| TESTHI(2)               | MCLK(3:0)   |
| TESTHI(7:6)             | MCLKIO(1:0) |
| TESTHI(10:8)            | BR#(3:1)    |
| TESTHI(11)              | GHI#        |
| TESTHI(12)              | OPSLP#      |

|  |                             |              |
|--|-----------------------------|--------------|
| SCHEMATIC TITLE:<br>INTEL(R) 875P CHIPSET CUSTOMER REFERENCE BOARD             |                             | REV: 1.2     |
| PAGE TITLE:<br>CPU CONNECTOR uPGA478 (PSC/NWD)                                 |                             | SHEET: 6/103 |
| INTEL PLATFORM APPS ENG,<br>1900 PRAIRIE CITY ROAD<br>FOLSOM, CALIFORNIA 95630 | LAST REVISED:<br>01.07.2002 |              |

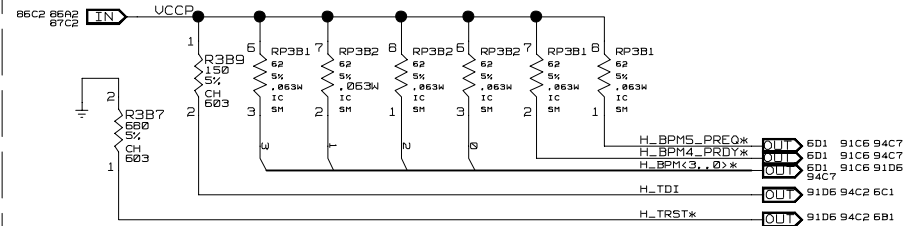
DRAWING  
CANTERWOOD\_CRB\_SCH\_1.6  
Thu Apr 03 14:02:16 2003

CR-7

### CPU SIGNAL TERMINATION



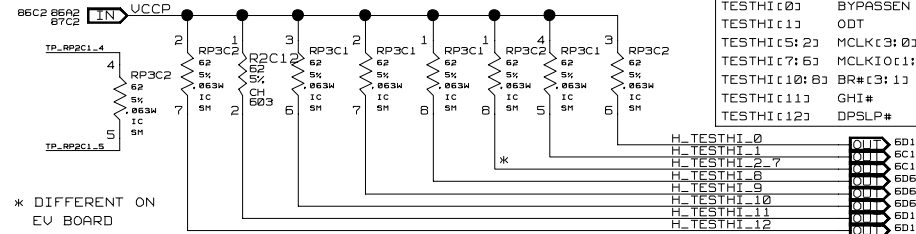
### ITP/TAP TERMINATION



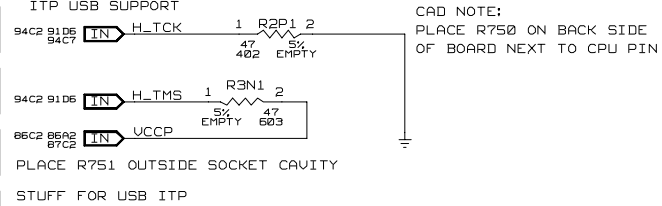
### TESTHI PULLUPS

#### TESTHI PIN NAME MAPPING

|              |             |
|--------------|-------------|
| TESTHI{0}    | BYPASSEN    |
| TESTHI{1}    | ODT         |
| TESTHI{5:2}  | MCLK{3:0}   |
| TESTHI{7:6}  | MCLKIO{1:0} |
| TESTHI{10:8} | BR#{3:1}    |
| TESTHI{11}   | GHI#        |
| TESTHI{12}   | DPSLP#      |

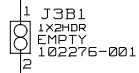


### ITP USB SUPPORT



### H-CPU-UCC\_SENSE

NEVER JUMPER THIS HEADER!!!

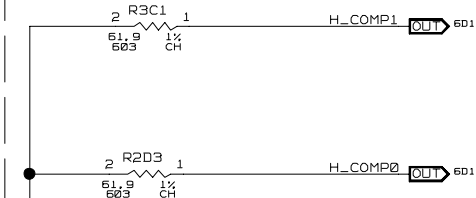


DESIGN NOTE: NO JUMPER SHOULD BE USED HERE THE PINS WILL BE USED AS TEST/PROBE POINTS ONLY.

### CAD NOTE:

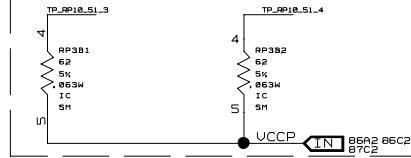
PLACE HEADER AS CLOSE TO CPU PINS AS POSSIBLE

### PRECISION FSB COMPENSATION RESISTORS



PLACE RESISTORS OUTSIDE SOCKET CAVITY. IF NO ROOM FOR VARIABLE RESISTOR DO NOT PLACE.

### SPARE SECTIONS

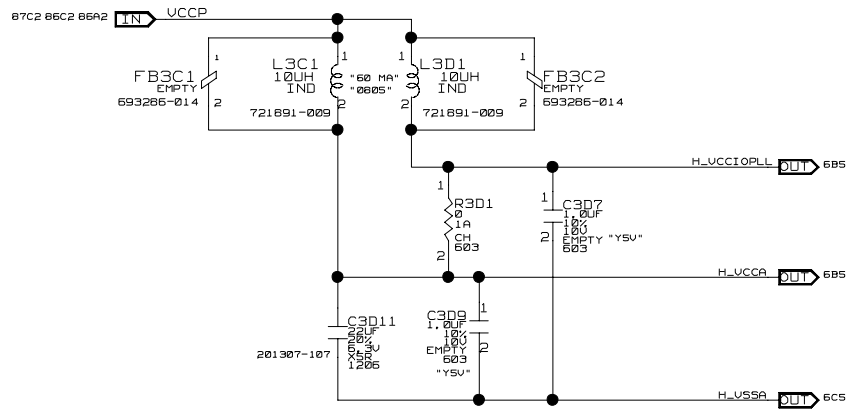


|  |                             |
|--|-----------------------------|
| SCHEMATIC TITLE:   |                             |
| INTEL(R) B75P CHIPSET CUSTOMER REFERENCE BOARD                                 |                             |
| PAGE TITLE:  | REV:                        |
| CPU TERMINATION & MISC P/U P/D.2   | D.2                         |
| INTEL PLATFORM APPS ENG,<br>1900 PRAIRIE CITY ROAD<br>FOLSOM, CALIFORNIA 95630 | LAST REVISED:<br>01.07.2002 |
|  | SHEET:<br>7/103             |

DRAWING  
CANTERWOOD\_CRB\_SCH\_1.7  
Thu Apr 03 14:02:16 2003

CR-B

### PLL SUPPLY FILTER




CAD NOTE:  
 PLACE COMPONENTS AS CLOSE AS POSSIBLE TO PROCESSOR SOCKET  
 TRACE WIDTH TO CAPS MUST BE NO SMALLER THAN 12MIL

|  |                          |               |
|--|--------------------------|---------------|
| SCHEMATIC TITLE:                               |                          | REV:          |
| INTEL(R) 875P CHIPSET CUSTOMER REFERENCE BOARD |                          | 1.2           |
| PAGE TITLE:                                    |                          | SHEET:        |
| CPU-UCCP FILTERED ANALOG SUPPLY                |                          | 8/103         |
| INTEL  | PLATFORM APPS ENG.       | LAST REVISED: |
| 1900 PRAIRIE CITY ROAD                         | FOLSOM, CALIFORNIA 95630 | 01.07.2002    |

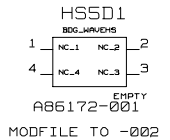
DRAWING  
 CANTERWOOD\_CRB\_SCH\_1.B  
 Thu Apr 03 14:02:16 2003

CR-9



C21419-001

DESIGN NOTE: BOTH WSHS AND ANCHORS DUE TO  
EARLY REQUIREMENTS OF BOTH  
B75P CHIPSET WAVE SOLDER HEATSINK:



B75P CHIPSET RETENTION ANCHOR CLIPS:  
JSD1 J4D1 J4F1 J5F1 QTY<4>



A13494-005

DRAWING  
CANTERWOOD\_CRB\_SCH\_1\_9  
Thu Apr 03 14:02:16 2003

|  |  |
|--|--|
| SCHEMATIC TITLE:<br>INTEL(R) B75P CHIPSET CUSTOMER REFERENCE BOARD             |  |
| PAGE TITLE:<br>MCH: CHIPSET 1 OF 6   | REV:<br>1.2                                    |
| INTEL PLATFORM APPS ENG,<br>1900 PRAIRIE CITY ROAD<br>FOLSOM, CALIFORNIA 95630 | LAST REVISED:<br>01.07.2002<br>SHEET:<br>9/103 |

D

C

B

A

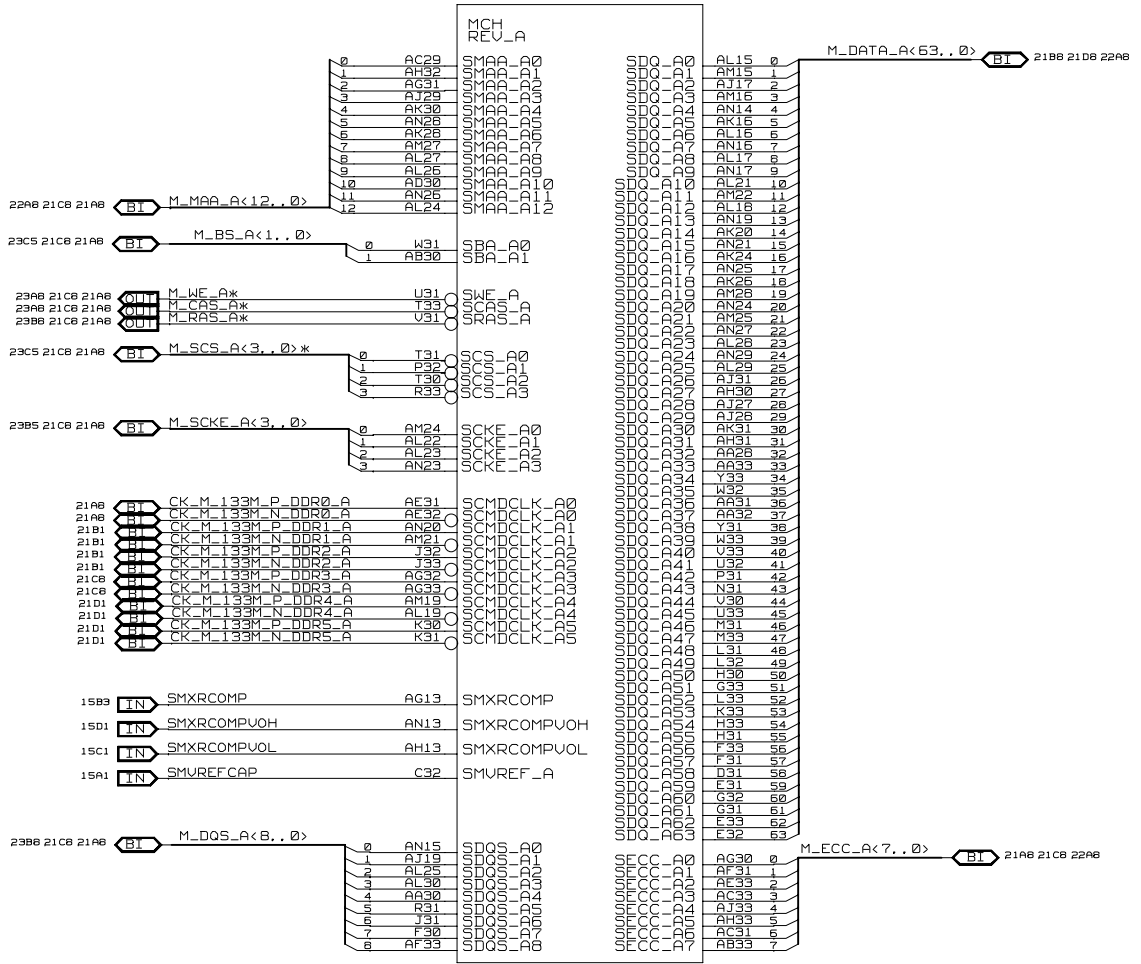
D

C

B

A

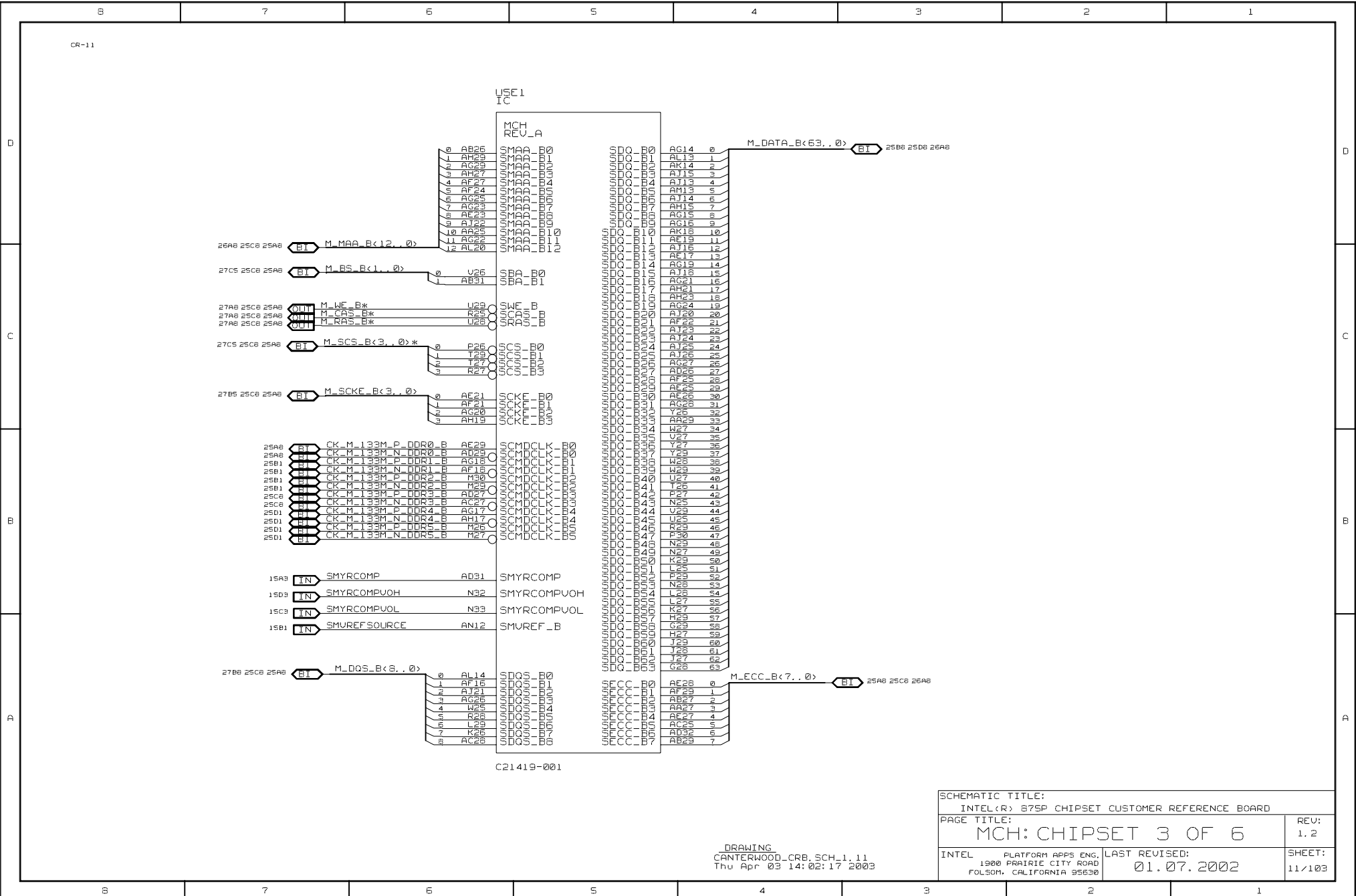
USE1  
IC



C21419-001

|  |               |
|--|---------------|
| SCHEMATIC TITLE:                               |               |
| INTEL(R) 875P CHIPSET CUSTOMER REFERENCE BOARD |               |
| PAGE TITLE:                                    | REV:          |
| MCH: CHIPSET 2 OF 6                            | 1.2           |
| INTEL PLATFORM APPS ENG                        | LAST REVISED: |
| 1900 PRAIRIE CITY ROAD                         | 01.07.2002    |
| FOLSOM, CALIFORNIA 95630                       | SHEET:        |
|  | 10/103        |

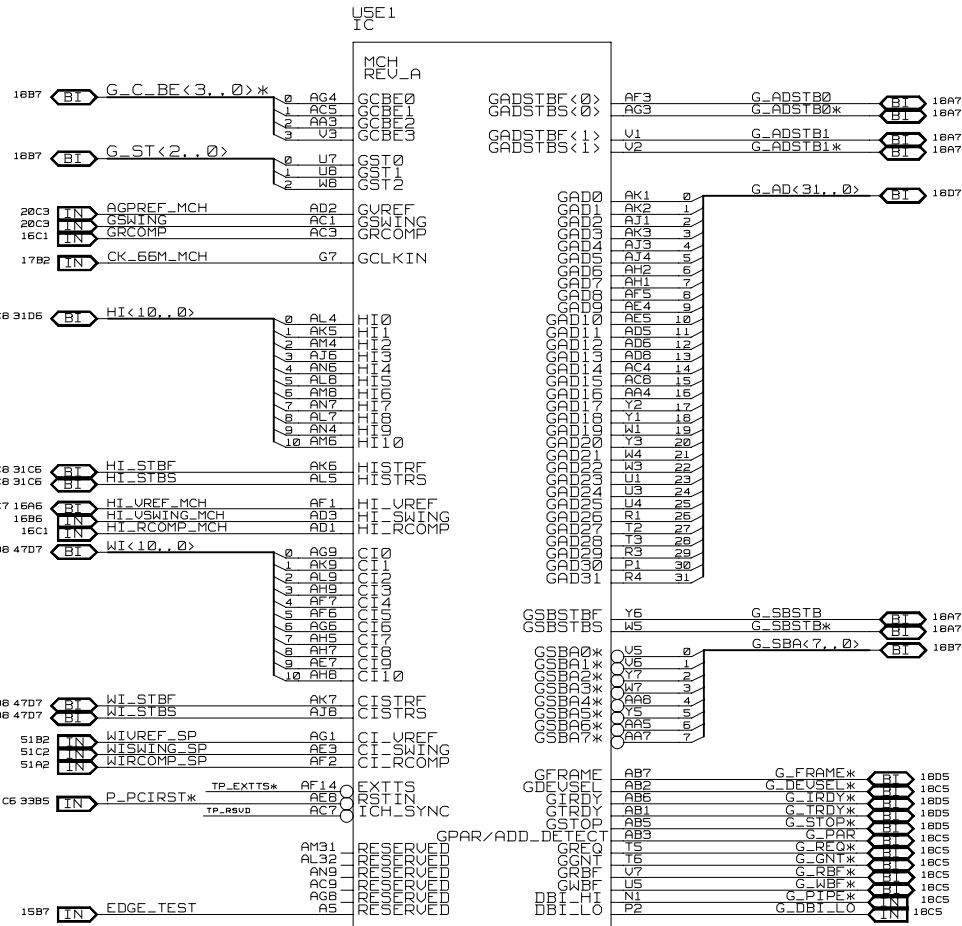
DRAWING  
CANTERWOOD\_CRB\_SCH\_1.10  
Thu Apr 03 14:02:16 2003



C21419-001

|  |                             |
|--|-----------------------------|
| SCHEMATIC TITLE:   |                             |
| INTEL(R) 875P CHIPSET CUSTOMER REFERENCE BOARD                                 |                             |
| PAGE TITLE:  | REV:                        |
| MCH: CHIPSET 3 OF 6  | 1.2                         |
| INTEL PLATFORM APPS ENG,<br>1900 PRAIRIE CITY ROAD<br>FOLSOM, CALIFORNIA 95630 | LAST REVISED:<br>01.07.2002 |
|  | SHEET:<br>11/103            |

DRAWING  
CANTERWOOD\_CRB\_SCH\_1\_11  
Thu Apr 03 14:02:17 2003




C21419-001

|  |               |
|--|---------------|
| SCHEMATIC TITLE:                               |               |
| INTEL(R) 875P CHIPSET CUSTOMER REFERENCE BOARD |               |
| PAGE TITLE:                                    | REV:          |
| MCH: CHIPSET 4 OF 6                            | 1.2           |
| INTEL PLATFORM APPS ENG.                       | LAST REVISED: |
| 1900 PRAIRIE CITY ROAD                         | 01.07.2002    |
| FOLSOM, CALIFORNIA 95630                       | SHEET:        |
|  | 12/103        |

DRAWING  
 CANTERWOOD\_CRB\_SCH\_1.12  
 Thu Apr 03 14:02:17 2003





C21419-001

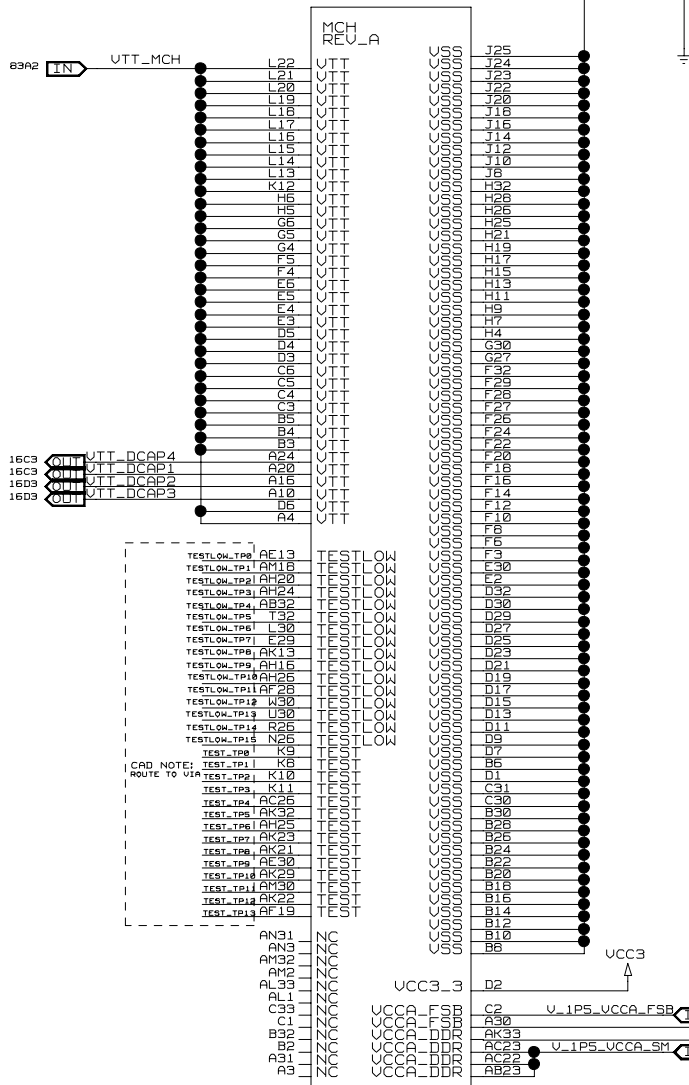
DRAWING  
CANTERWOOD\_CRB\_SCH\_1\_13  
Thu Apr 03 14:02:17 2003

|  |                             |                  |
|--|-----------------------------|------------------|
| SCHEMATIC TITLE:<br>INTEL(R) 875P CHIPSET CUSTOMER REFERENCE BOARD             |                             | REV:<br>1.2      |
| PAGE TITLE:<br>MCH: CHIPSET 5 OF 6   |                             | SHEET:<br>13/103 |
| INTEL PLATFORM APPS ENG,<br>1900 PRAIRIE CITY ROAD<br>FOLSOM, CALIFORNIA 95630 | LAST REVISED:<br>01.07.2002 |                  |

C21419-001

CR-14

USE 1  
IC

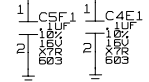


TEST POINTS:

|              |      |         |
|--------------|------|---------|
| TESTLOW_TP0  | AE13 | TESTLOW |
| TESTLOW_TP1  | AM18 | TESTLOW |
| TESTLOW_TP2  | AH20 | TESTLOW |
| TESTLOW_TP3  | AH24 | TESTLOW |
| TESTLOW_TP4  | AB32 | TESTLOW |
| TESTLOW_TP5  | T32  | TESTLOW |
| TESTLOW_TP6  | L30  | TESTLOW |
| TESTLOW_TP7  | E29  | TESTLOW |
| TESTLOW_TP8  | AK13 | TESTLOW |
| TESTLOW_TP9  | AH19 | TESTLOW |
| TESTLOW_TP10 | AH26 | TESTLOW |
| TESTLOW_TP11 | AF26 | TESTLOW |
| TESTLOW_TP12 | W30  | TESTLOW |
| TESTLOW_TP13 | U30  | TESTLOW |
| TESTLOW_TP14 | R26  | TESTLOW |
| TESTLOW_TP15 | N26  | TESTLOW |
| TEST_TP0     | K9   | TEST    |
| TEST_TP1     | K9   | TEST    |
| TEST_TP2     | K10  | TEST    |
| TEST_TP3     | K11  | TEST    |
| TEST_TP4     | AC26 | TEST    |
| TEST_TP5     | AK32 | TEST    |
| TEST_TP6     | AH23 | TEST    |
| TEST_TP7     | AK23 | TEST    |
| TEST_TP8     | AK21 | TEST    |
| TEST_TP9     | AE30 | TEST    |
| TEST_TP10    | AK29 | TEST    |
| TEST_TP11    | AM30 | TEST    |
| TEST_TP12    | AK22 | TEST    |
| TEST_TP13    | AF19 | TEST    |

CRB NOTE:  
ROUTE TO VIA

C21419-001



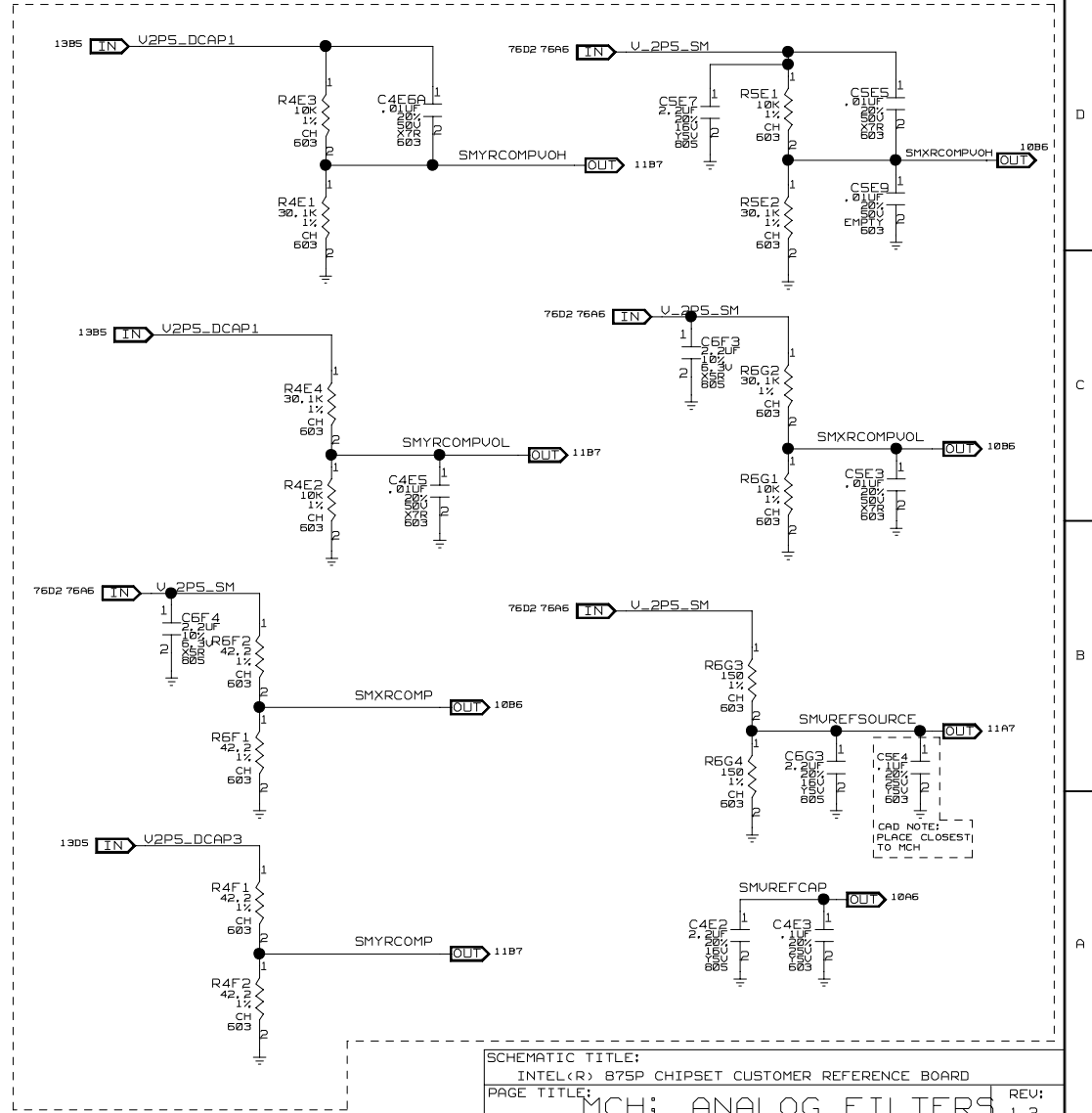
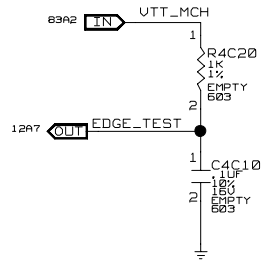
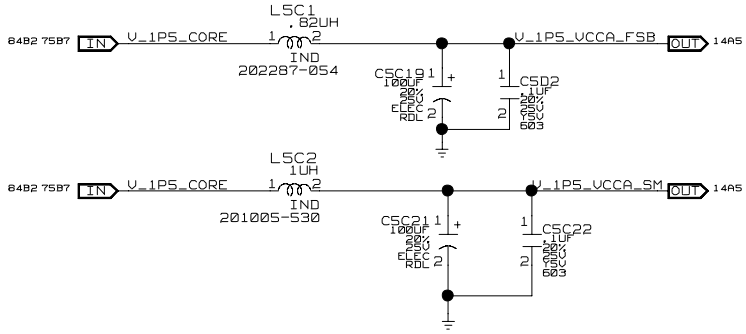
DRAWING  
CANTERWOOD\_CRB\_SCH\_1\_14  
Thu Apr 03 14:02:17 2003

|  |                             |
|--|-----------------------------|
| SCHEMATIC TITLE:   |                             |
| INTEL(R) 875P CHIPSET CUSTOMER REFERENCE BOARD                                 |                             |
| PAGE TITLE:  | REV:<br>1.2                 |
| MCH: CHIPSET 6 OF 6  |                             |
| INTEL PLATFORM APPS ENG,<br>1900 PRAIRIE CITY ROAD<br>FOLSOM, CALIFORNIA 95630 | LAST REVISED:<br>01.07.2002 |
| SHEET:<br>14/103   |                             |

CR-15

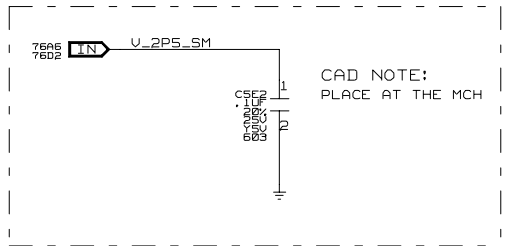
# ANALOG FILTERS

DCL\_CORE\_GMCH

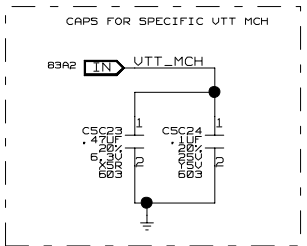


|                          |  |  |  |
|--------------------------|--|--|--|
| SCHEMATIC TITLE:         |  | INTEL(R) B75P CHIPSET CUSTOMER REFERENCE BOARD |  |
| PAGE TITLE:              |  | MCH; ANALOG FILTERS                            |  |
| DRAWING                  |  | LAST REVISED:                                  |  |
| CANTERWOOD_CRB_SCH_1_15  |  | 01.07.2002                                     |  |
| Thu Apr 03 14:02:17 2003 |  | SHEET:   |  |
| INTEL PLATFORM APPS ENG  |  | 15/103   |  |
| 1900 PRAIRIE CITY ROAD   |  |  |  |
| FOLSOM, CALIFORNIA 95630 |  |  |  |

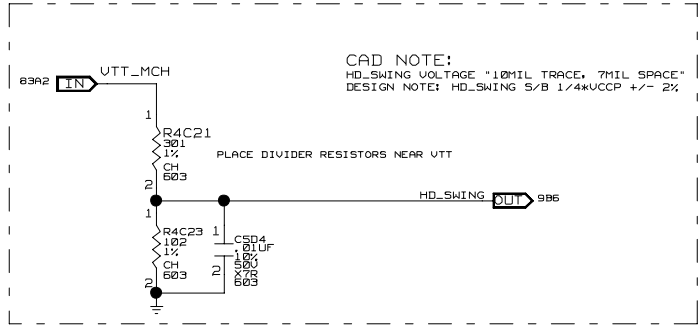
CR-16



CAD NOTE:  
PLACE AT THE MCH

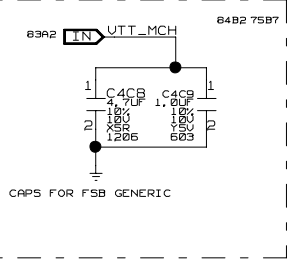


CAPS FOR SPECIFIC UTT MCH

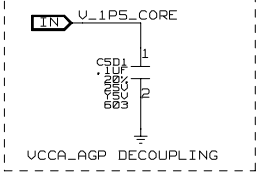


CAD NOTE:  
HD\_SWING VOLTAGE "10MIL TRACE, 7MIL SPACE"  
DESIGN NOTE: HD\_SWING S/B 1/4\*VCCP +/- 2%

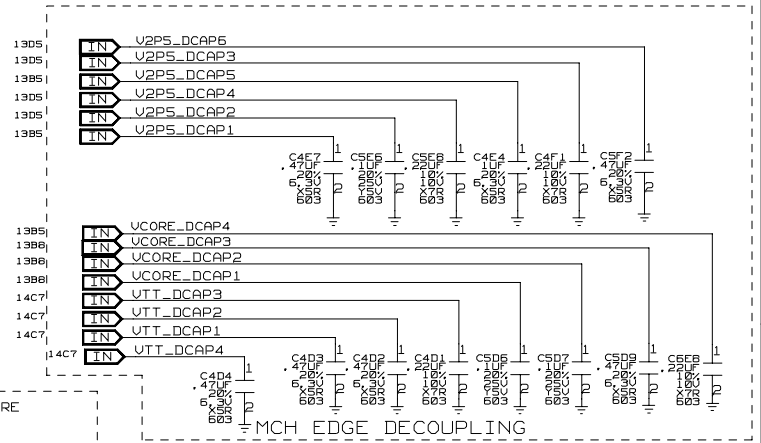
PLACE DIVIDER RESISTORS NEAR UTT



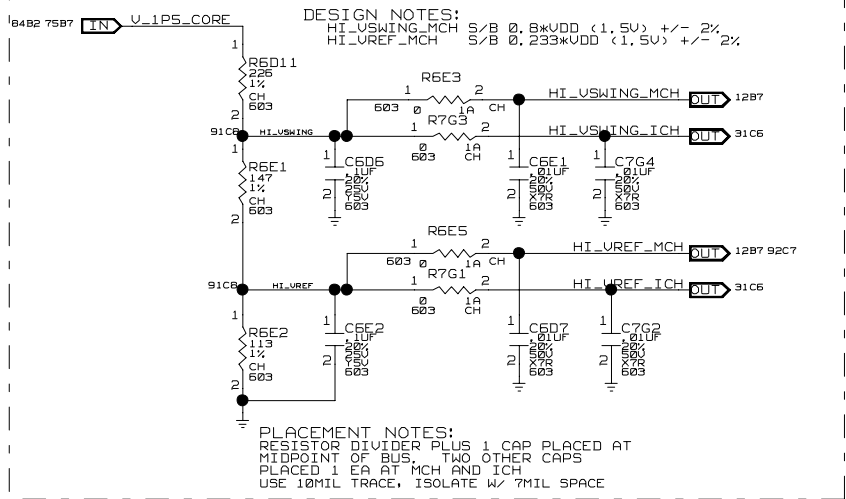
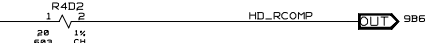
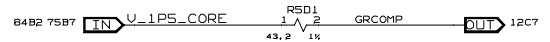
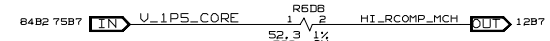
CAPS FOR FSB GENERIC



UCCA\_AGP DECOUPLING

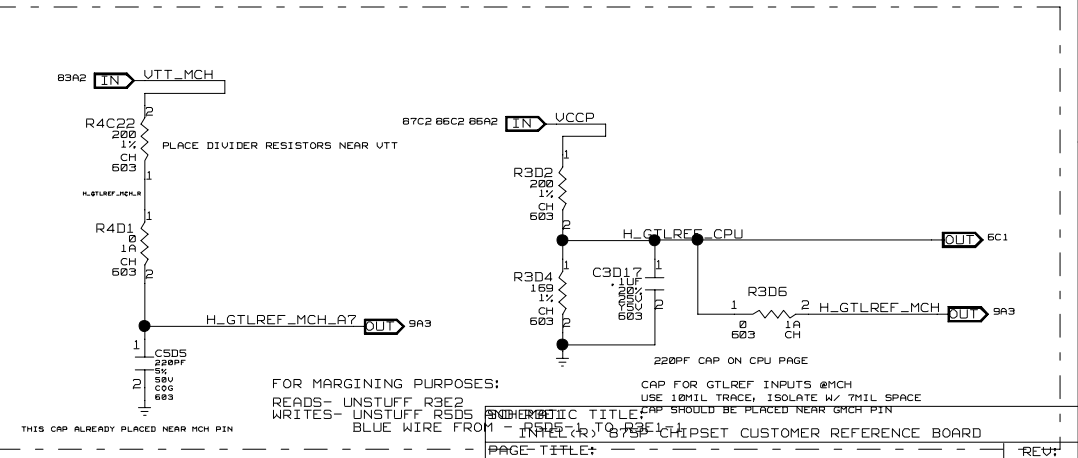


MCH EDGE DECOUPLING



DESIGN NOTES:  
HI\_USWING\_MCH S/B 0.8\*UDD (1.5V) +/- 2%  
HI\_UREF\_MCH S/B 0.233\*UDD (1.5V) +/- 2%

PLACEMENT NOTES:  
RESISTOR DIVIDER PLUS 1 CAP PLACED AT  
MIDPOINT OF BUS. TWO OTHER CAPS  
PLACED 1 EA AT MCH AND ICH  
USE 10MIL TRACE, ISOLATE W/ 7MIL SPACE



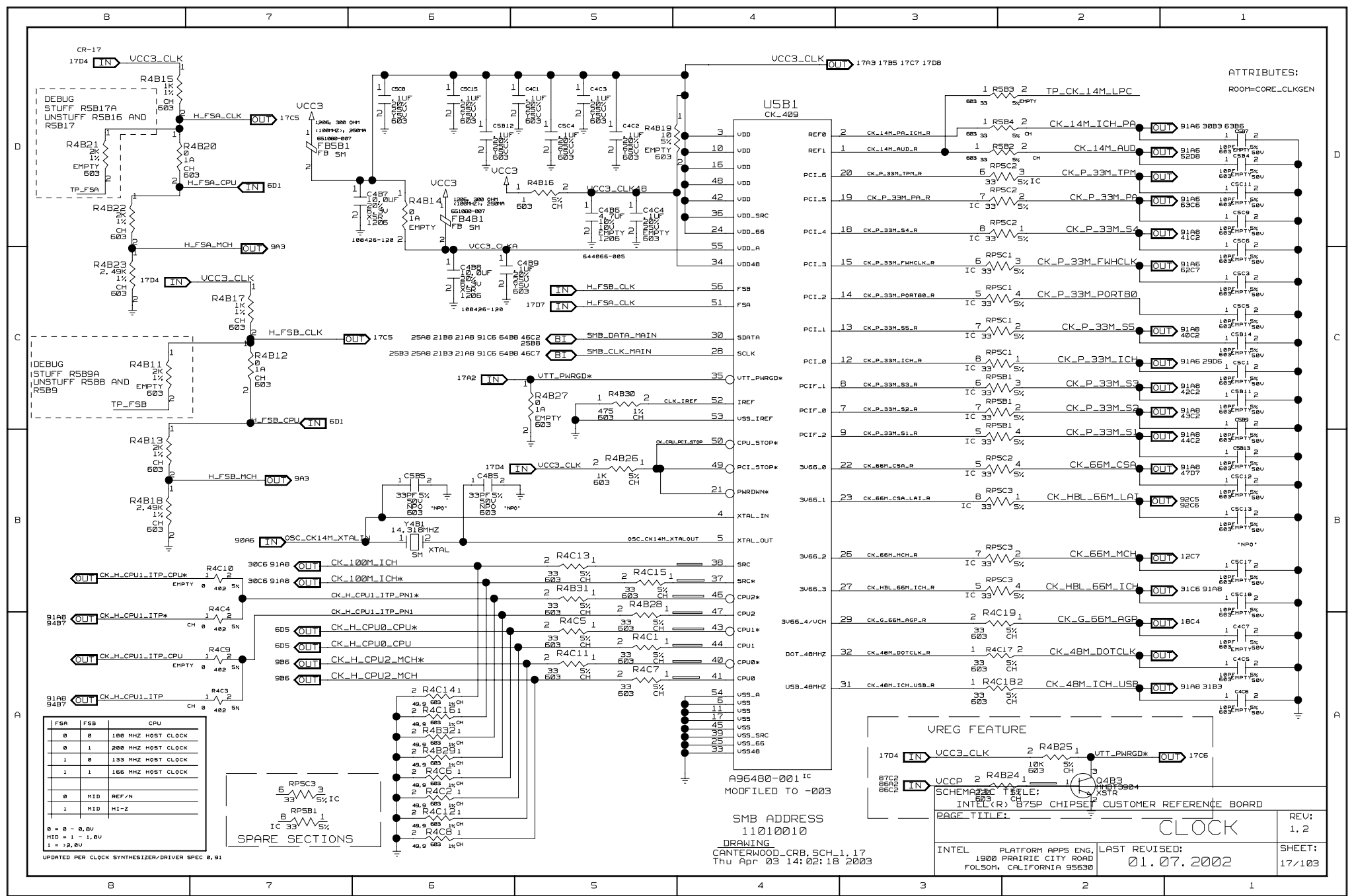
PLACE DIVIDER RESISTORS NEAR UTT

FOR MARGINING PURPOSES:  
READS- UNSTUFF R3E2  
WRITES- UNSTUFF R5D5  
BLUE WIRE FROM - INFER TO 75B7 CHIPSET CUSTOMER REFERENCE BOARD

220PF CAP ON CPU PAGE  
CAP FOR GTLREF INPUTS @MCH  
USE 10MIL TRACE, ISOLATE W/ 7MIL SPACE  
CAP SHOULD BE PLACED NEAR GMCH PIN

DRAWING  
CANTERWOOD\_CRB\_SCH\_1\_16  
Thu Apr 03 14:02:18 2003

|   |                             |                  |
|---|-----------------------------|------------------|
| PAGE TITLE:<br><b>MCH DECOUPLING AND COMP</b>                                     |                             | REV:<br>1.2      |
| INTEL<br>PLATFORM APPS ENG.<br>1900 PRAIRIE CITY ROAD<br>FOLSOM, CALIFORNIA 95630 | LAST REVISED:<br>01.07.2002 | SHEET:<br>16/103 |



| FSA | FSB | CPU                |
|-----|-----|--------------------|
| 0   | 0   | 100 MHZ HOST CLOCK |
| 0   | 1   | 200 MHZ HOST CLOCK |
| 1   | 0   | 133 MHZ HOST CLOCK |
| 1   | 1   | 166 MHZ HOST CLOCK |
| 0   | MID | REF#N              |
| 1   | MID | HI-2               |

0 = 0 - 0.0V  
MID = 1 - 1.0V  
1 = >2.0V

UPDATED PER CLOCK SYNTHESIZER/DRIVER SPEC 0.91

SPPARE SECTIONS

|       |   |       |
|-------|---|-------|
| RP5C3 | 3 | 5% IC |
| RP5B1 | 1 | 5% IC |

A95480-001 IC  
MODIFIED TO -003

SMB ADDRESS  
1101010

DRAWING  
CANTERWOOD-CRB\_SCH\_1\_17  
Thu Apr 03 14:02:18 2003

UREG FEATURE

17D4 UCC3\_CLK 2 R4B25 1 UTT\_PWRGD# 17C6

87C3 UCCP 2 R4B24 1 04B3

85A5 SCHEMATIC TITLE: INTEL CRB75P CHIPSET CUSTOMER REFERENCE BOARD

86C2

BAGE TITLE: CLOCK

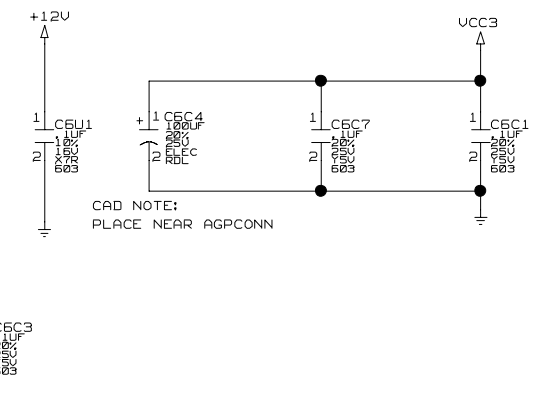
INTEL PLATFORM APPS ENG, FOLSOM, CALIFORNIA 95630

LAST REVISED: 01.07.2002

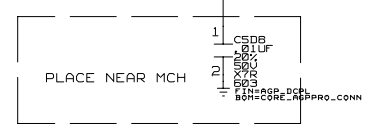
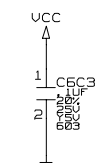
REVISION: 1, 2

SHEET: 17/103

ATTRIBUTES:  
ROOM=CORE\_CLKGEN



CAD NOTE:  
PLACE NEAR AGPCONN



CONN  
 NC=1, 2, 3, 4, 5, A22, B22, A24  
 UCC3=A9, B9, A15, B15, A28, B28, A29, B29  
 UCC3\_3=D1, D2, D3, D4, D5, D6, D7, D8, C1, C3  
 UCC5=B2, B3  
 UCC12=E3, F4, E5, E6, E7, E8, E9, E10, E11, E12, A18, E14  
 GND=C3, F4, F5, F6, F7, F8, F9, F10, F11, F12, C14  
 GND=C2, C4, C5, C6, C7, C8  
 GND=A5, B5, A13, B13, A19, B19, A23, B23, A31, B31, A37, B37, A49, B49, A51, B51

DESIGN NOTE:  
TO AGP CONNECTOR (R) B75P CHIPSET CUSTOMER REFERENCE BOARD  
10 uA LOAD

SCHEMATIC TITLE:  
AGP 4X / 8X ONLY

REV: 1.2

INTEL PLATFORM APPS ENG, LAST REVISED: 01.07.2002 SHEET: 18/103  
 1900 PRAIRIE CITY ROAD FOLSOM, CALIFORNIA 95630

DRAWING  
 CANTERWOOD-CRB\_SCH\_1\_18  
 Thu Apr 03 14:02:18 2003

8 7 6 5 4 3 2 1

CR-19

D

D

C

C

B

B

A

A

BLANK PAGE

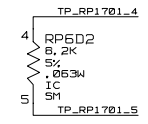
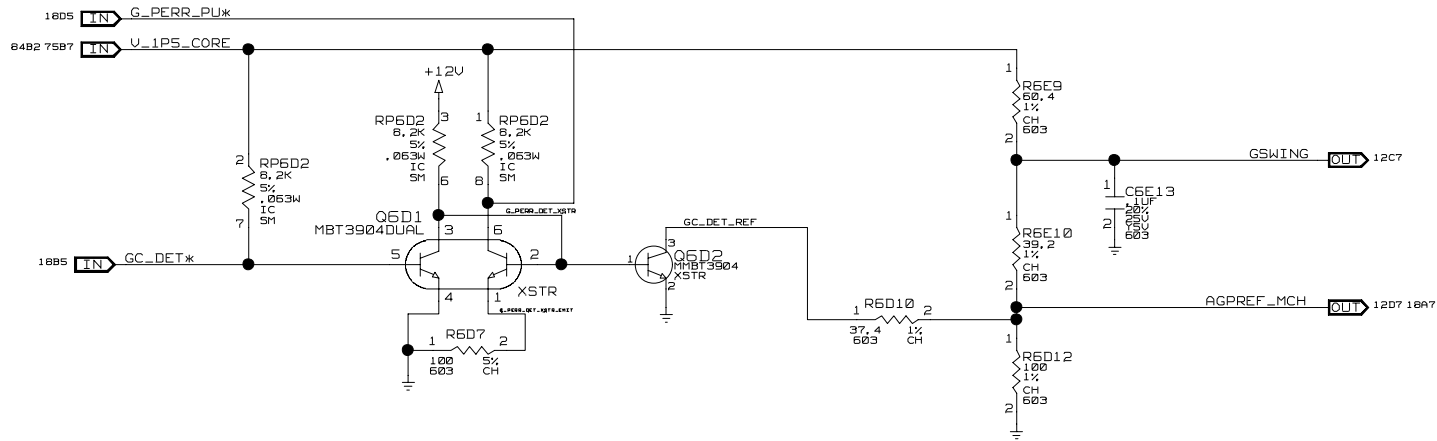
|                  |  |  |                  |
|------------------|--|--|------------------|
| SCHEMATIC TITLE: |  | INTEL(R) 875P CHIPSET CUSTOMER REFERENCE BOARD |                  |
| PAGE TITLE:      |  |  | REV:<br>1.2      |
| INTEL            | PLATFORM APPS ENG,<br>1900 PRAIRIE CITY ROAD<br>FOLSOM, CALIFORNIA 95630 | LAST REVISED:<br>01.07.2002                    | SHEET:<br>19/103 |

DRAWING  
 CANTERWOOD\_CRB\_SCH\_1.19  
 Thu Apr 03 14:02:18 2003

8 7 6 5 4 3 2 1

CR-20

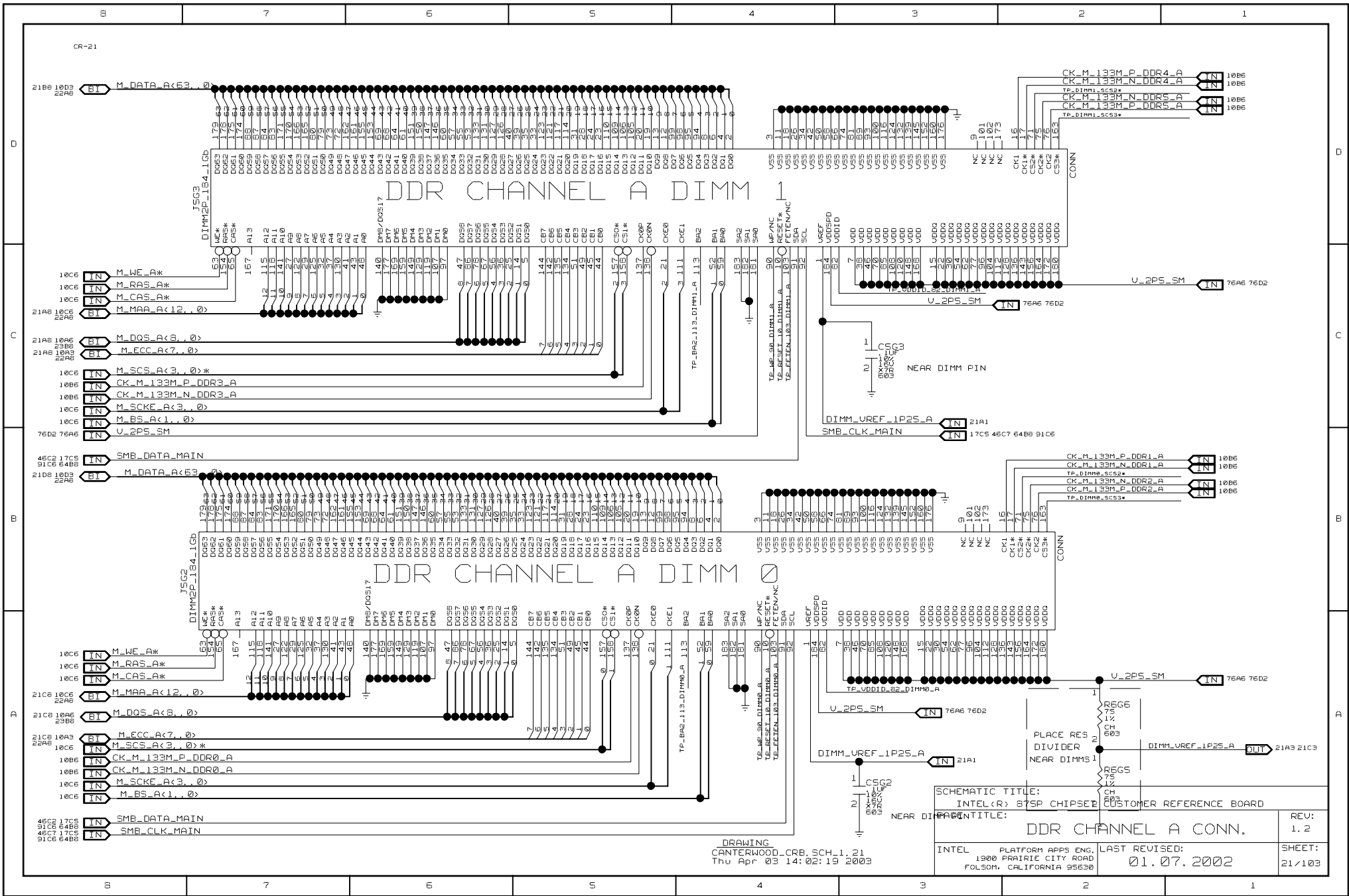
SPARE



|                  |  |  |                  |
|------------------|--|--|------------------|
| SCHEMATIC TITLE: |  | INTEL(R) 875P CHIPSET CUSTOMER REFERENCE BOARD |                  |
| PAGE TITLE:      |  | AGP SWING AND VREF                             |                  |
| INTEL            | PLATFORM APPS ENG,<br>1900 PRAIRIE CITY ROAD<br>FOLSOM, CALIFORNIA 95630 | LAST REVISED:<br>01.07.2002                    | REV:<br>1.2      |
|                  |  |  | SHEET:<br>20/103 |

DRAWING  
 CANTERWOOD\_CRB\_SCH\_1\_20  
 Thu Apr 03 14:02:18 2003





SCHEMATIC TITLE:  
 INTEL(R) B7SP CHIPSET CUSTOMER REFERENCE BOARD  
 DRAWING TITLE:  
 DDR CHANNEL A CONN.

DRAWING  
 CANTERWOOD\_CRB\_SCH\_1\_21  
 Thu Apr 03 14:02:19 2003

INTEL PLATFORM APPS ENG. LAST REVISED: 01.07.2002  
 1900 PRAIRIE CITY ROAD FOLSOM, CALIFORNIA 95630

REV: 1.2  
 SHEET: 21/103

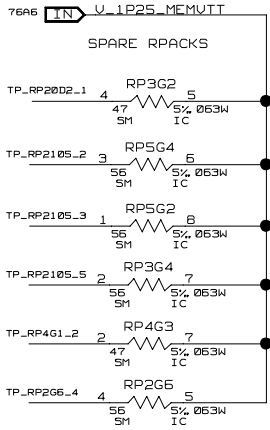
CR-22

# DDR CHANNEL A

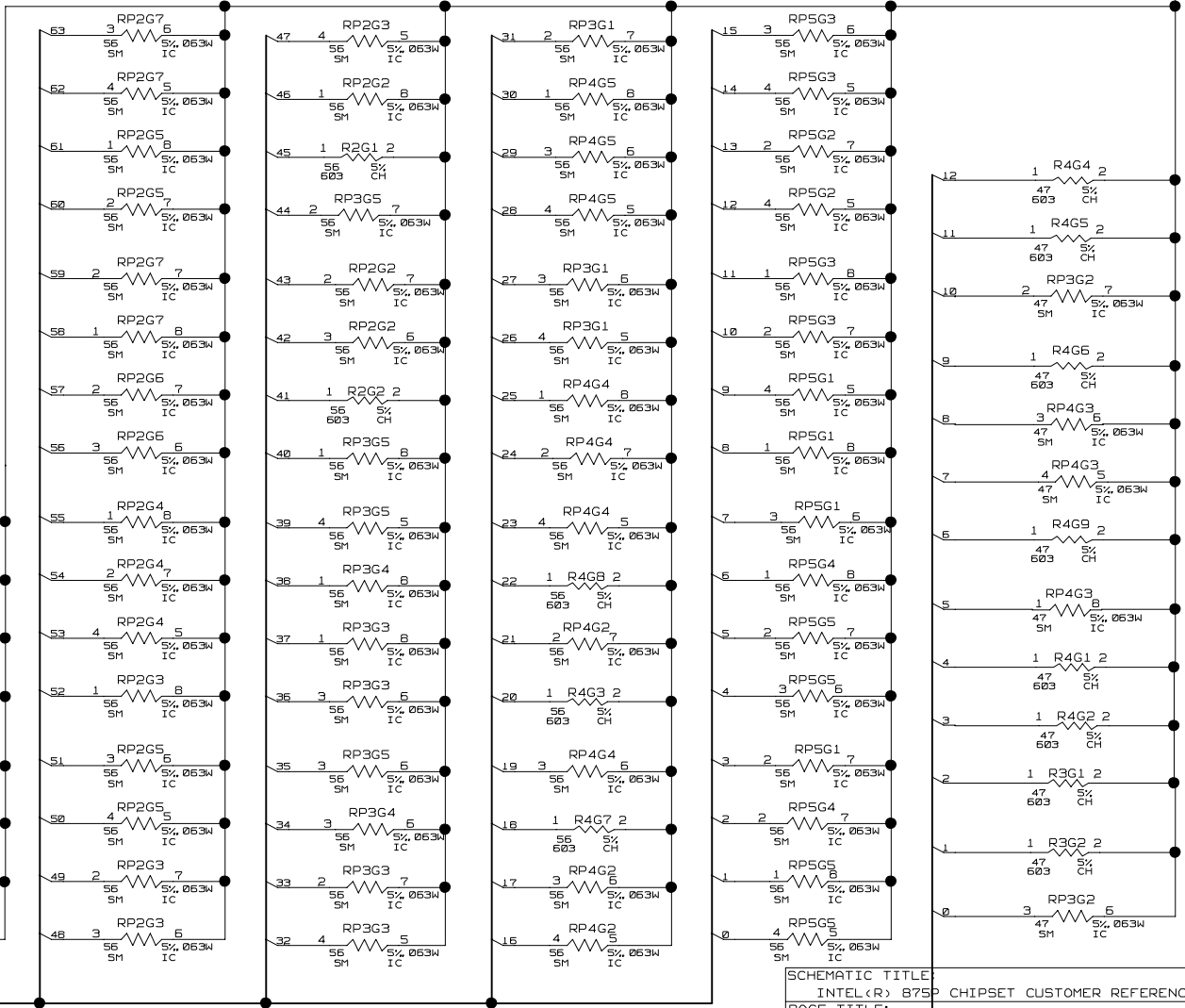
## DDR RESISTOR TERMINATION

76A6 **TIN** U\_1P25\_MEMVTT

### SPARE SECTIONS



D  
C  
B  
A



21CB 10A3 21AB **BT** M\_ECC\_A<7..0>

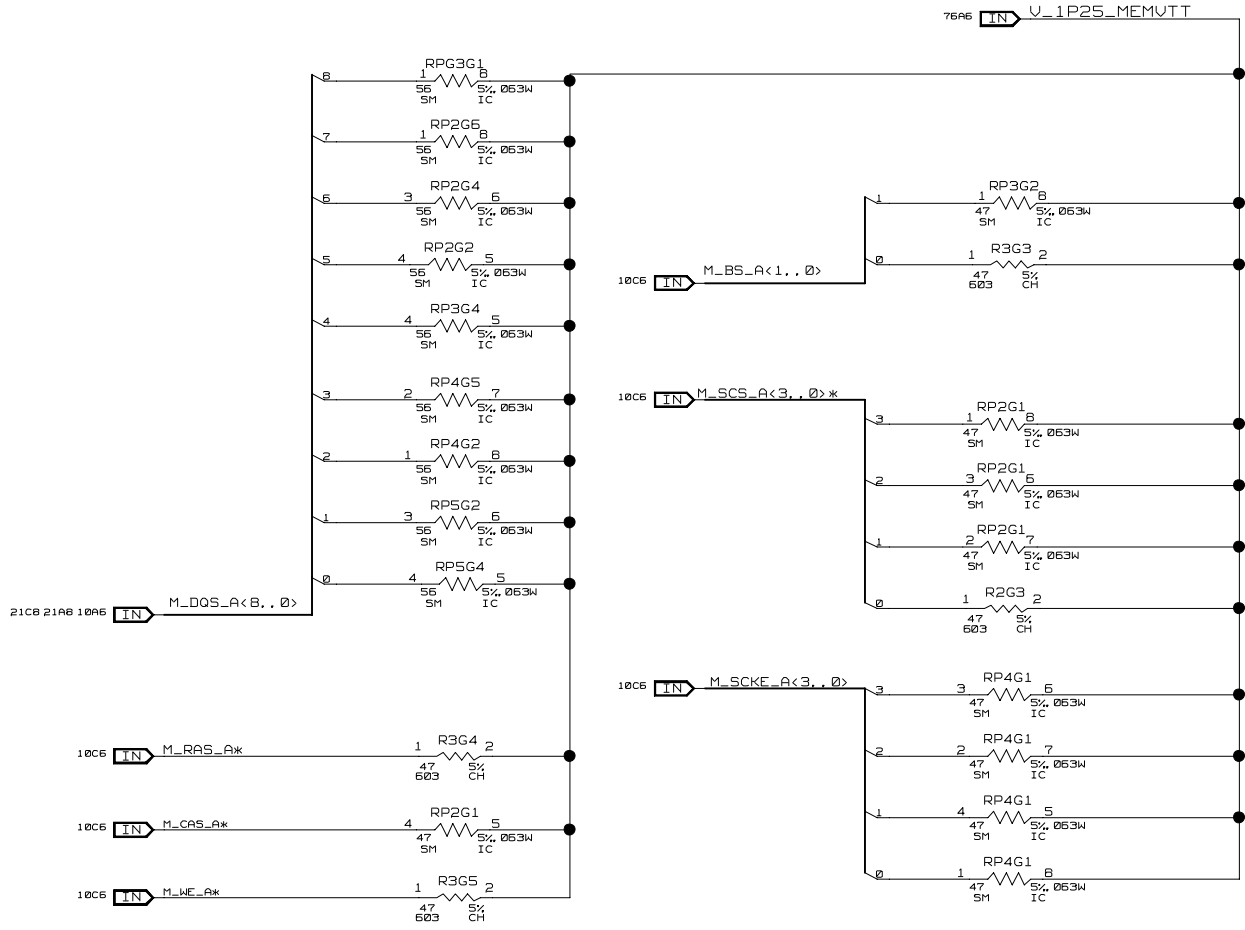
21DB 10B3 21BB **BT** M\_DATA\_A<63..0>

21CB 10C6 21AB **BT** M\_MAA\_A<12..0>

|                          |        |   |
|--------------------------|--------|---|
| SCHEMATIC TITLE:         |        | INTEL(R) 875P CHIPSET CUSTOMER REFERENCE BOARD    |
| PAGE TITLE:              |        | DDR CHAN A TERM                                   |
| REV:                     | 1.2    |   |
| SHEET:                   | 22/103 |   |
| DRAWING:                 |        | INTEL PLATFORM APPS ENG, FOLSOM, CALIFORNIA 95630 |
| CANTERWOOD_CRB_SCH_1_22  |        | LAST REVISED: 01.07.2002                          |
| Thu Apr 03 14:02:41 2003 |        |   |

8 7 6 5 4 3 2 1

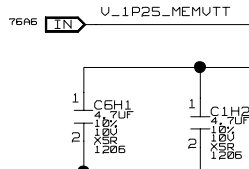
# DDR CHANNEL A



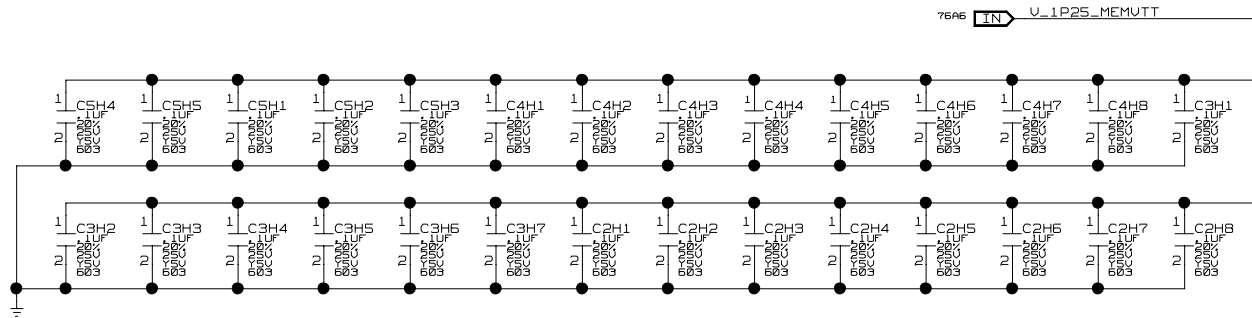
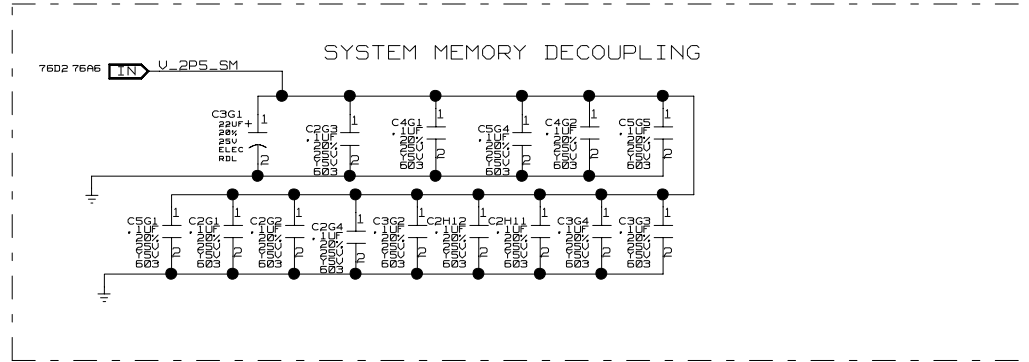
|  |   |
|--|---|
| SCHEMATIC TITLE:<br>INTEL(R) 875P CHIPSET CUSTOMER REFERENCE BOARD             |   |
| PAGE TITLE:<br>DDR CHAN A TERM   | REV:<br>1.2                                     |
| INTEL PLATFORM APPS ENG,<br>1900 PRAIRIE CITY ROAD<br>FOLSOM, CALIFORNIA 95630 | LAST REVISED:<br>01.07.2002<br>SHEET:<br>23/103 |

DRAWING  
CANTERWOOD\_CRB\_SCH\_1\_23  
Thu Apr 03 14:02:41 2003

# DDR CHANNEL A

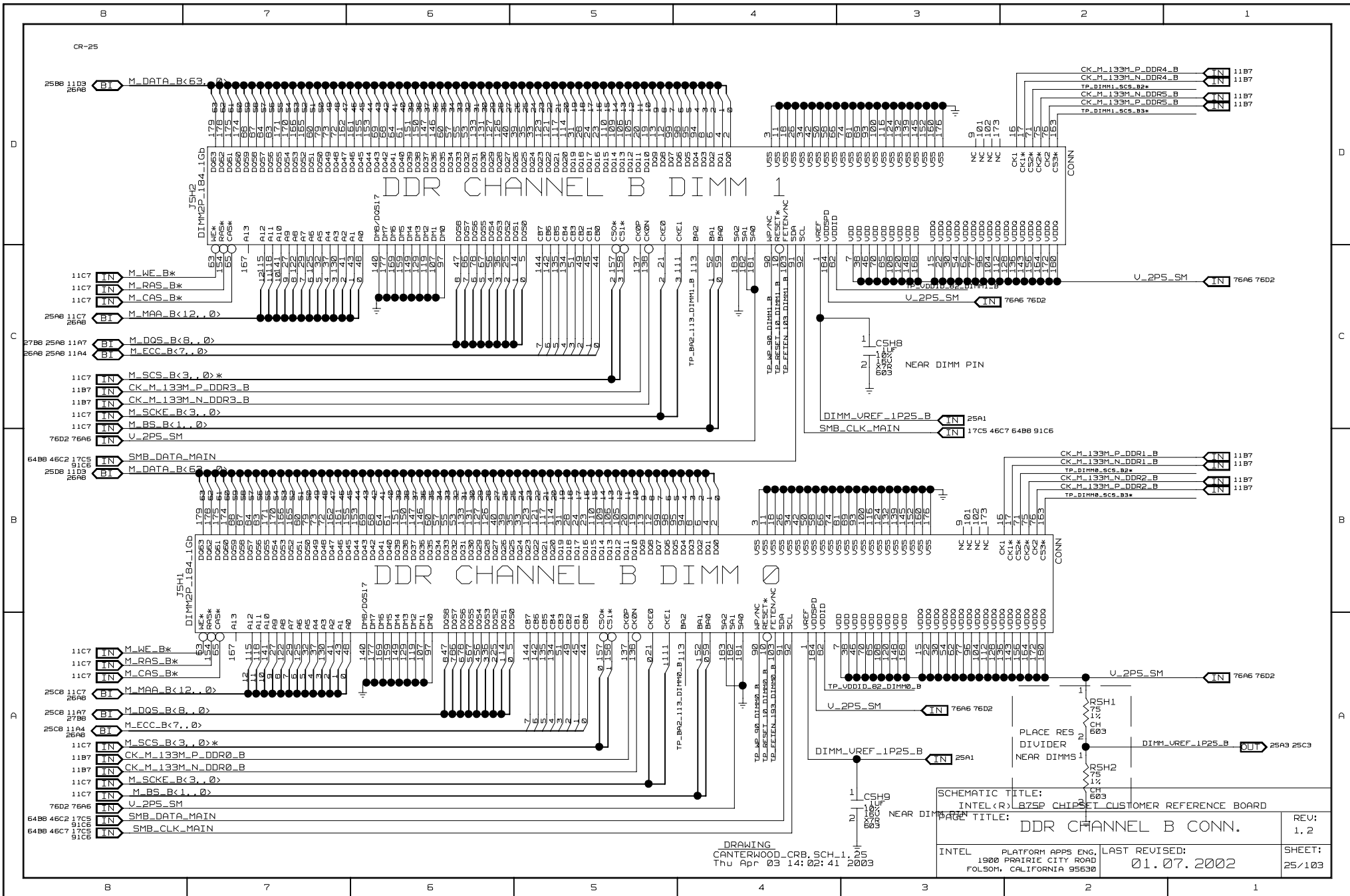


PLACED AT LEFT AND RIGHT ENDS OF VTT ISLAND



DECOUPLING CAPACITORS FOR DDR TERMINATION RESISTORS

|  |  |  |                             |
|--|--|--|-----------------------------|
| SCHEMATIC TITLE:   |  | INTEL(R) B75P CHIPSET CUSTOMER REFERENCE BOARD                           |                             |
| PAGE TITLE:  |  | DDR CHAN A UTERM DECOUPLING  |                             |
| INTEL  |  | PLATFORM APPS ENG,<br>1900 PRAIRIE CITY ROAD<br>FOLSOM, CALIFORNIA 95630 | LAST REVISED:<br>01.07.2002 |
| DRAWING<br>CANTERWOOD_CRB_SCH_1_24<br>Thu Apr 03 14:02:41 2003 |  | REV:<br>1.2  | SHEET:<br>24/103            |



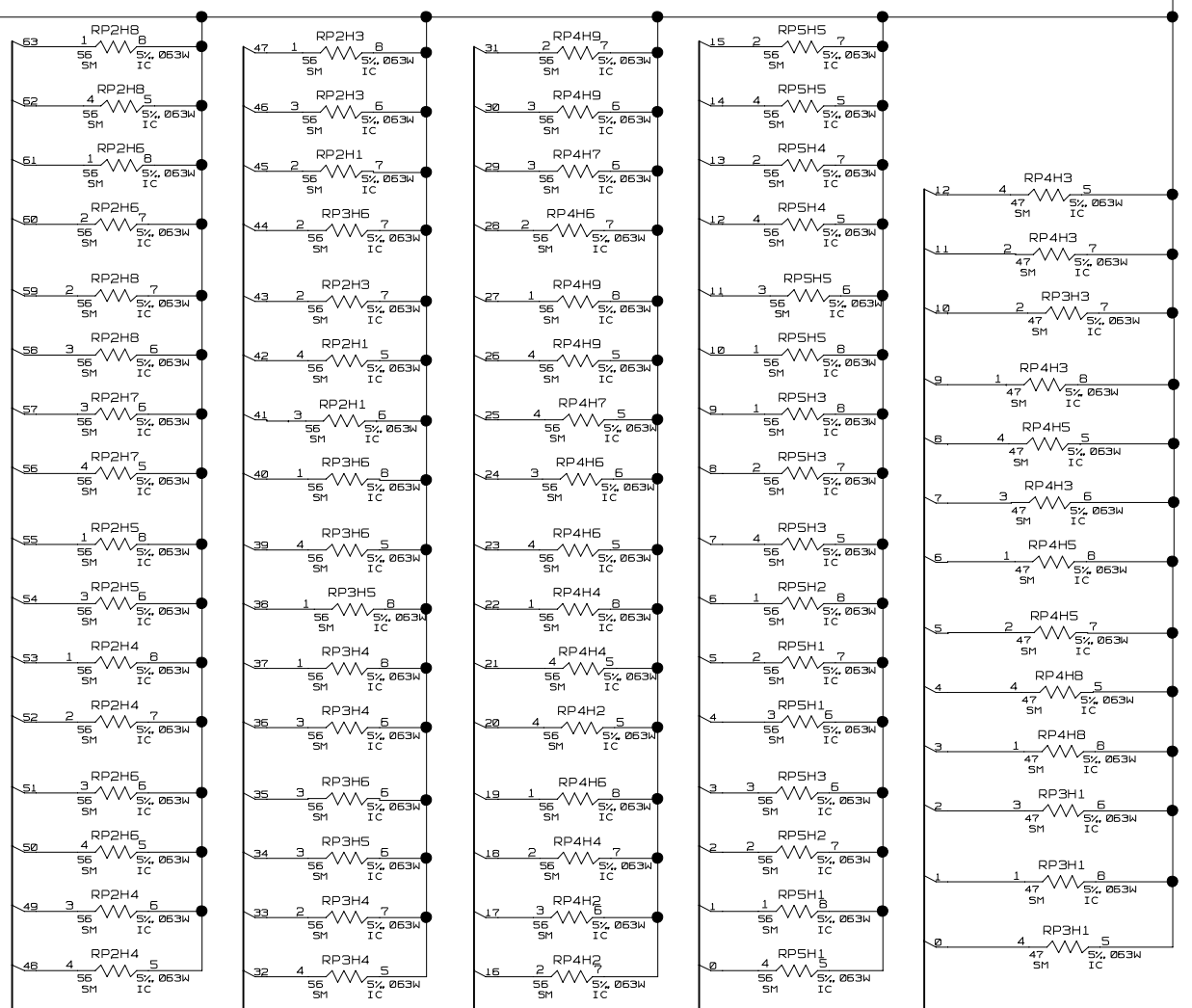
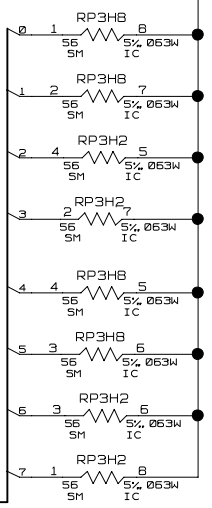
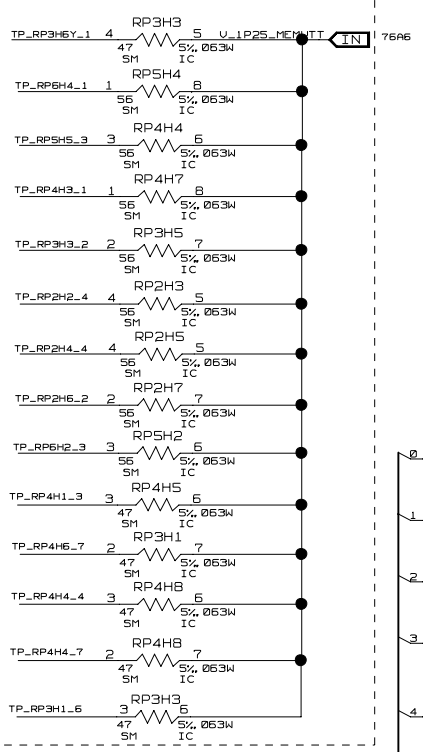
CR-26

DDR RESISTOR TERMINATION

76A6 IN U\_1P25\_MEMVTI

DDR CHANNEL B

SPARE SECTIONS

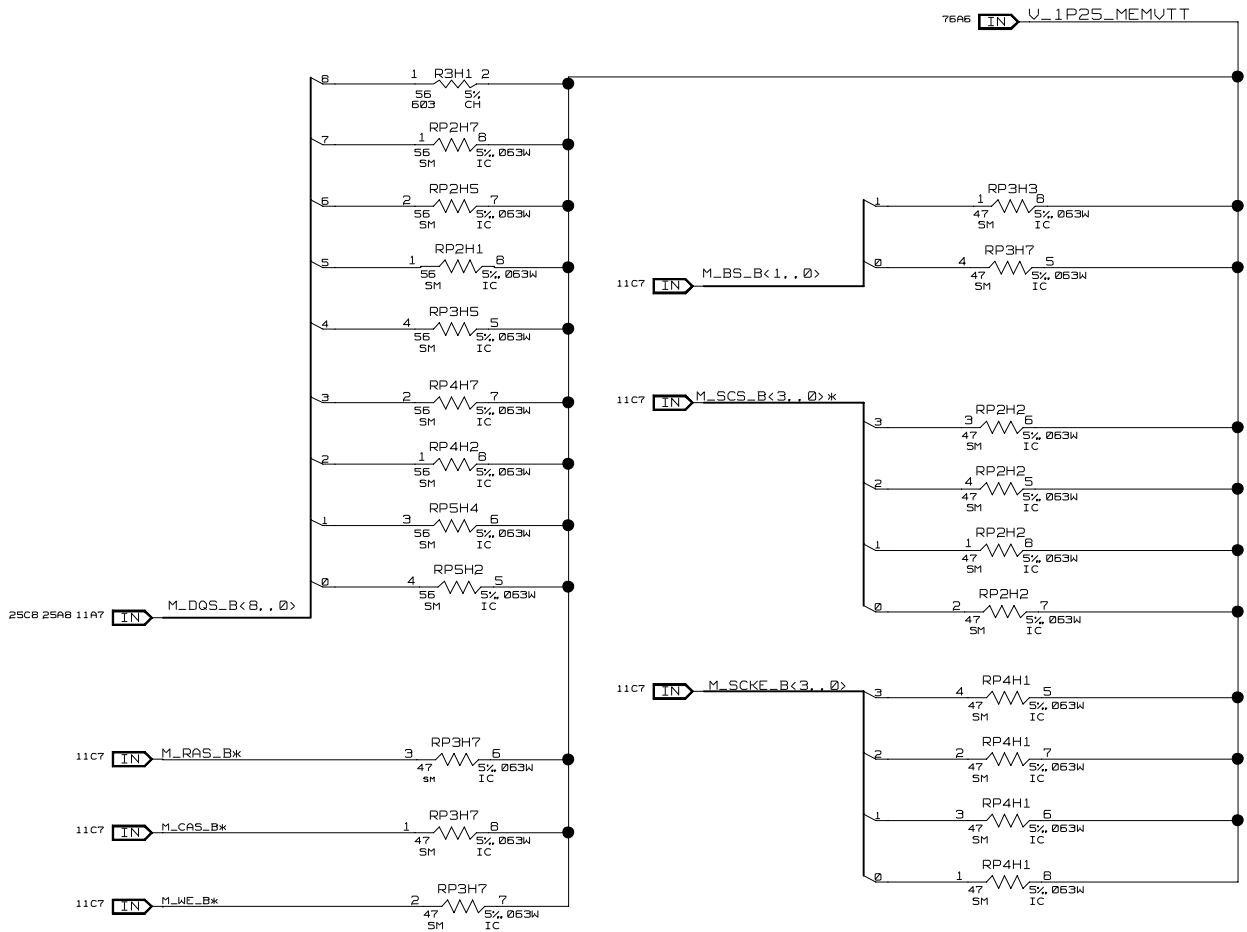


25C0 25A8 11A4 **BT** M\_ECC\_B<7..0>  
 25D0 25B8 11D3 **BT** M\_DATA\_B<63..0>  
 25C0 25A8 11C7 **BT** M\_MAA\_B<12..0>

SCHEMATIC TITLE:  
 INTEL(R) 875P CHIPSET CUSTOMER REFERENCE BOARD  
 PAGE TITLE:  
 DDR CHAN B TERM  
 REV: 1, 2  
 SHEET: 26/103  
 INTEL PLATFORM APPS ENG, 1900 PRAIRIE CITY ROAD, FOLSOM, CALIFORNIA 95630  
 LAST REVISED: 01.07.2002

DRAWING  
 CANTERWOOD\_CRB\_SCH\_1\_26  
 Thu Apr 03 14:02:42 2003

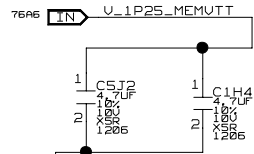
# DDR CHANNEL B



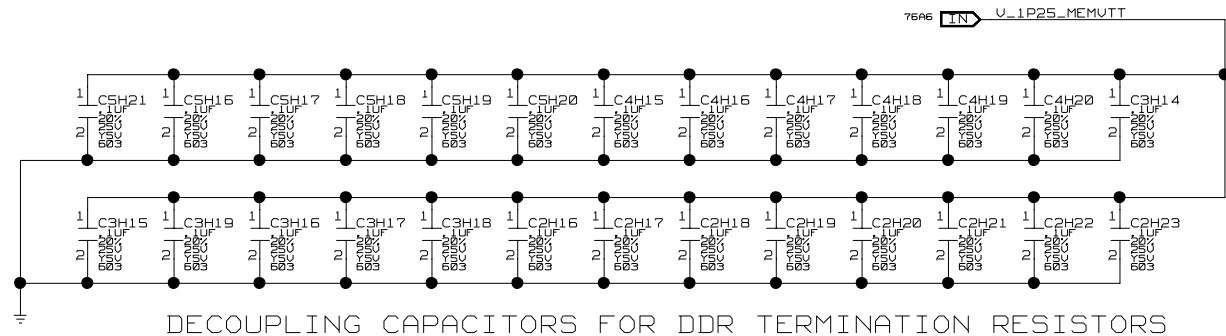
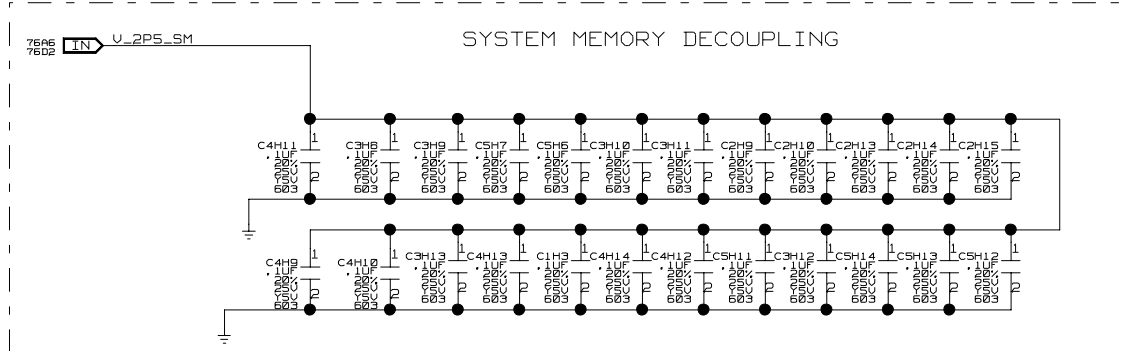
|  |                             |
|--|-----------------------------|
| SCHEMATIC TITLE:   |                             |
| INTEL(R) 875P CHIPSET CUSTOMER REFERENCE BOARD                                 |                             |
| PAGE TITLE:  | DDR CHAN B TERM             |
| REV:   | 1.2                         |
| INTEL PLATFORM APPS ENG,<br>1900 PRAIRIE CITY ROAD<br>FOLSOM, CALIFORNIA 95630 | LAST REVISED:<br>01.07.2002 |
|  | SHEET:<br>27/103            |

DRAWING  
 CANTERWOOD\_CRB\_SCH\_1\_27  
 Thu Apr 03 14:02:42 2003

# DDR CHANNEL B



PLACED AT LEFT AND RIGHT ENDS OF VTT ISLAND



|  |                             |
|--|-----------------------------|
| SCHEMATIC TITLE:   |                             |
| INTEL(R) 875P CHIPSET CUSTOMER REFERENCE BOARD                                 |                             |
| PAGE TITLE:  | REV:                        |
| DDR CHAN B UTERM DECOUPLING  | 1.2                         |
| INTEL PLATFORM APPS ENG,<br>1900 PRAIRIE CITY ROAD<br>FOLSOM, CALIFORNIA 95630 | LAST REVISED:<br>01.07.2002 |
|  | SHEET:<br>28/103            |

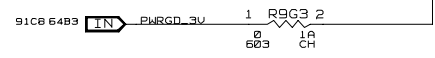
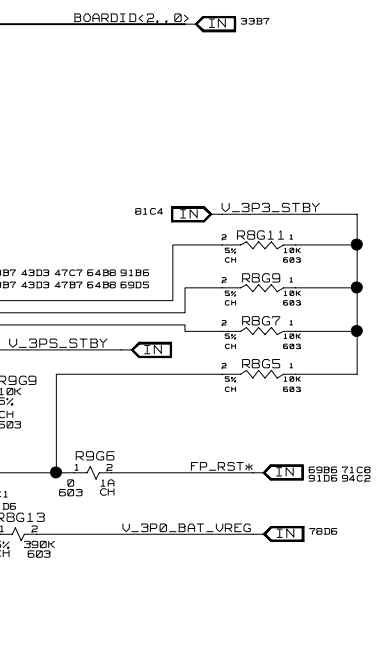
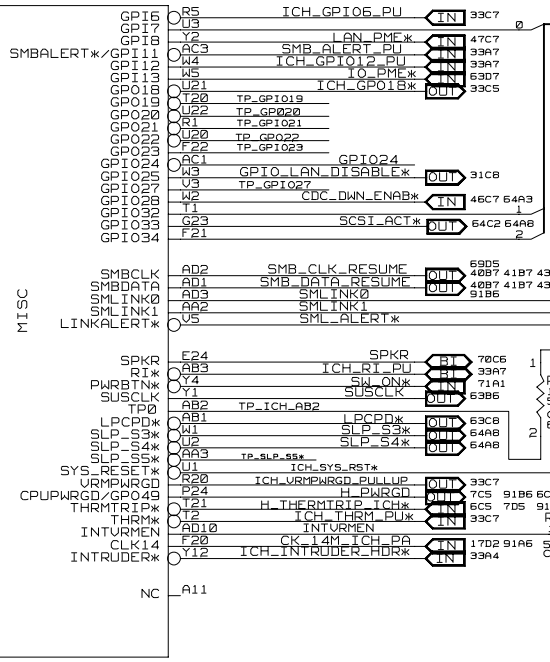
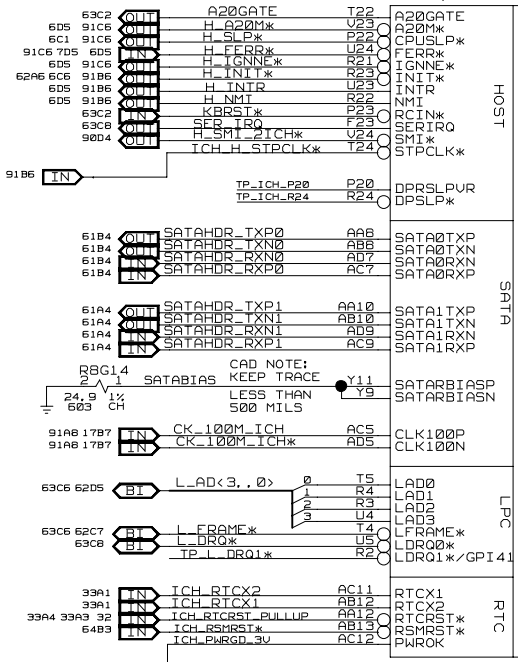
DRAWING  
CANTERWOOD\_CRB\_SCH\_1\_28  
Thu Apr 03 14:02:42 2003





U8F2 ICH5 C15882-001

ATTRIBUTES:



[PAGE\_TITLE=ICH5\_HOST\_SATA\_LPC\_RTC\_MISC]

DRAWING CANTERWOOD\_CRB\_SCH\_1\_30 Thu Apr 03 14:02:42 2003

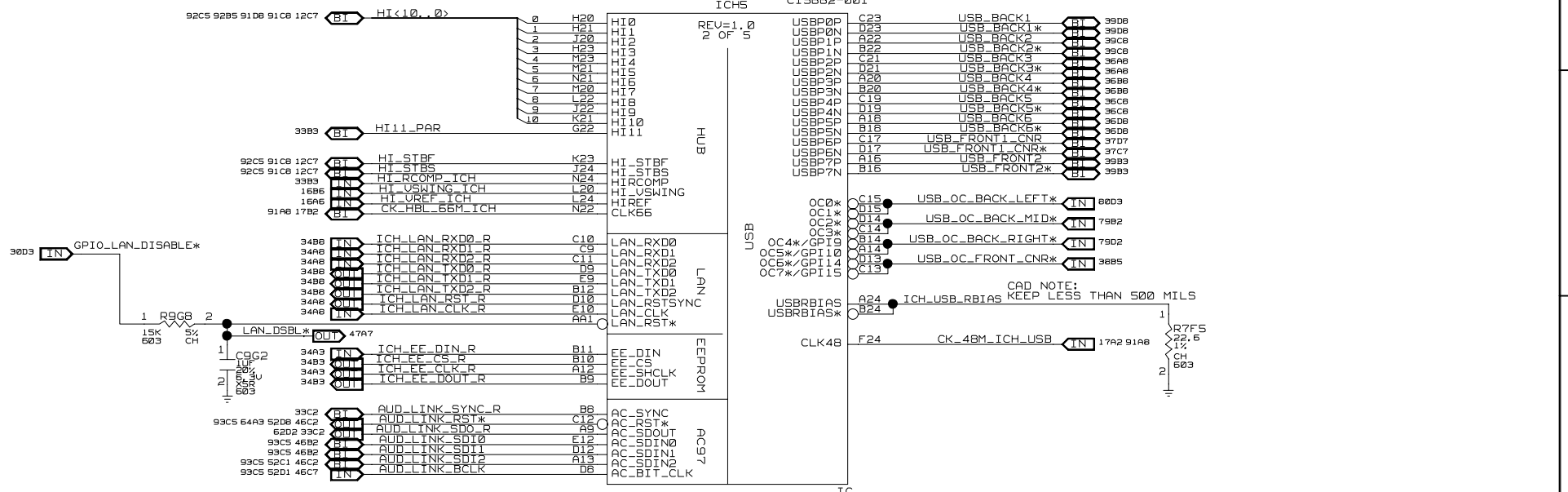
|  |   |
|--|---|
| SCHEMATIC TITLE:<br>INTEL(R) 875P CHIPSET CUSTOMER REFERENCE BOARD             |   |
| PAGE TITLE:<br>ICH5: CHIPSET 2 OF 4  | REV:<br>1.2                                     |
| INTEL PLATFORM APPS ENG,<br>1900 PRAIRIE CITY ROAD<br>FOLSOM, CALIFORNIA 95630 | LAST REVISED:<br>01.07.2002<br>SHEET:<br>30/103 |

### U8F2

ICH5

C15882-001

REV=1.0  
2 OF 5



|  |   |
|--|---|
| SCHEMATIC TITLE:<br>INTEL(R) 875P CHIPSET CUSTOMER REFERENCE BOARD             |   |
| PAGE TITLE:<br><b>ICH5: CHIPSET 3 OF 4</b>                                     | REV:<br>1.2                                     |
| INTEL PLATFORM APPS ENG,<br>1900 PRAIRIE CITY ROAD<br>FOLSOM, CALIFORNIA 95630 | LAST REVISED:<br>01.07.2002<br>SHEET:<br>31/103 |

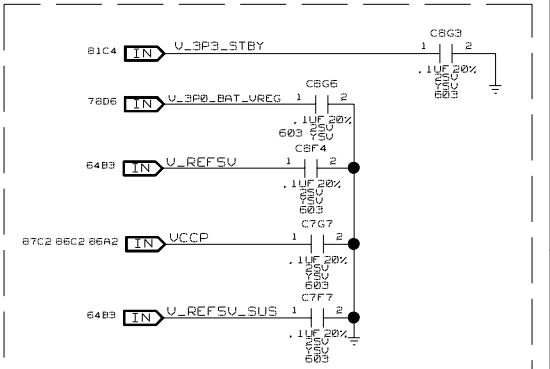
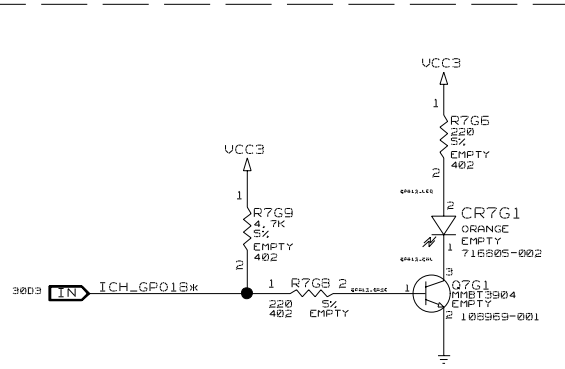
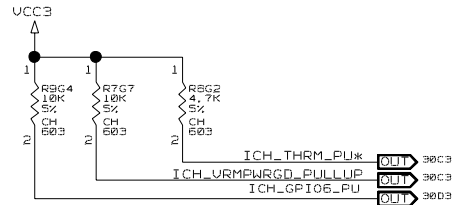
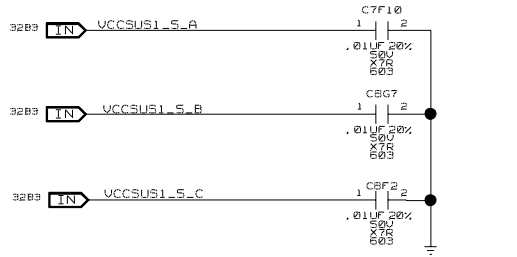
[PAGE\_TITLE=ICH5\_USB\_HUB\_LAN\_AC97]

DRAWING  
CANTERWOOD\_CRB\_SCH\_1\_31  
Thu Apr 03 14:02:43 2003

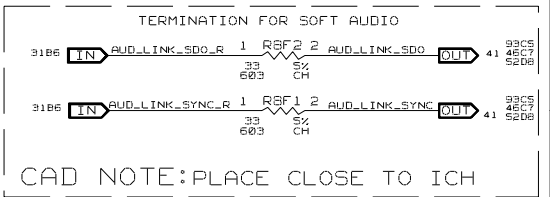


CR-33

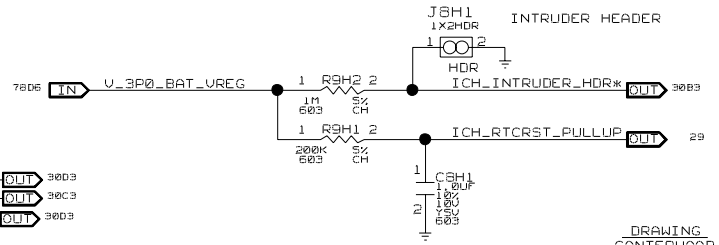
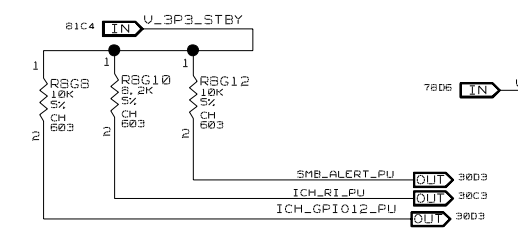
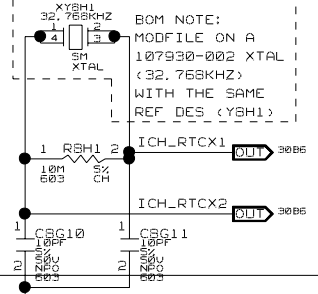
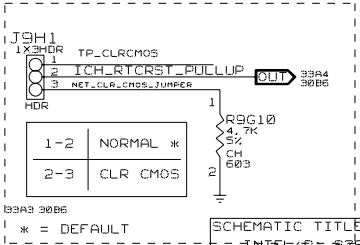
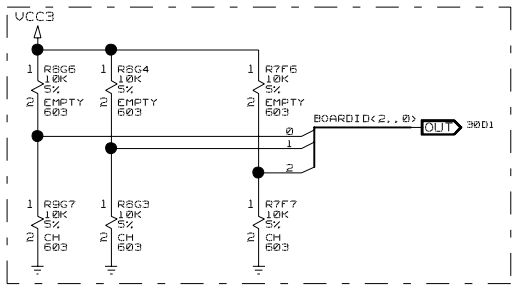
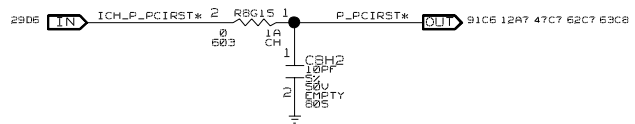
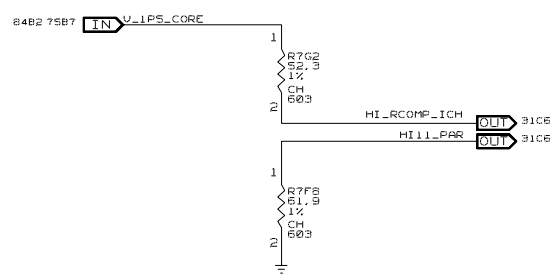
ATTRIBUTES:



\*NOTE: PLACE ALL WITHIN 40 MILS OF ICH5.



CAD NOTE: PLACE CLOSE TO ICH

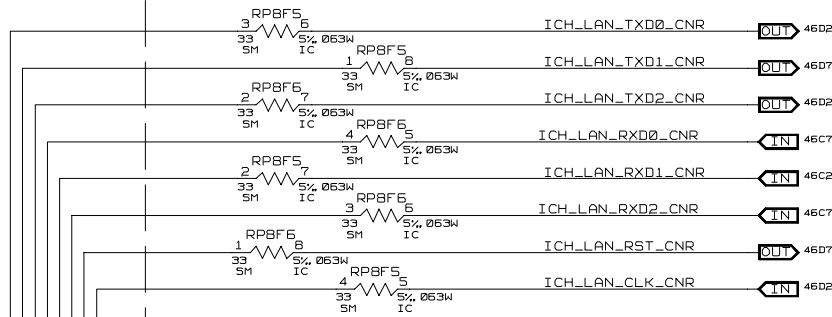


SCHEMATIC TITLE:  
 -- INTEL(R) S75P CHIPSET CUSTOMER REFERENCE BOARD  
 PAGE TITLE:  
**ICH5 PULLUPS & DECOUPLING**  
 INTEL PLATFORM APPS ENG. 1900 PRAIRIE CITY ROAD FOLSOM, CALIFORNIA 95630  
 LAST REVISED:  
 01.07.2002  
 SHEET:  
 33/103

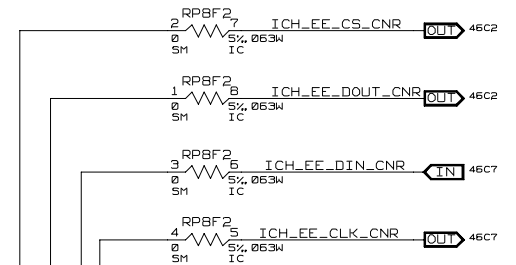
DRAWING  
 CANTERWOOD\_CRB\_SCH\_1\_33  
 Thu Apr 03 14:02:43 2003

PROPERTIES FOR STUFFING OPTIONS: BOM= CNR\_LINK\_LAN  
CNR STUFFING OPTION FOR LAN-UP SOLUTION

TO CNR



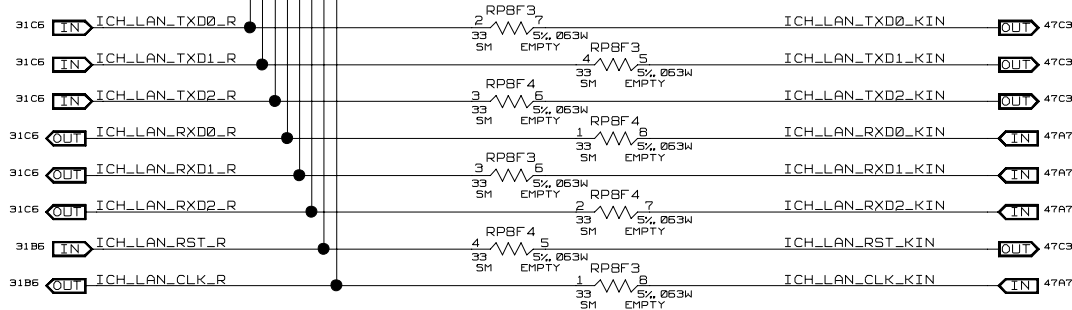
TO CNR



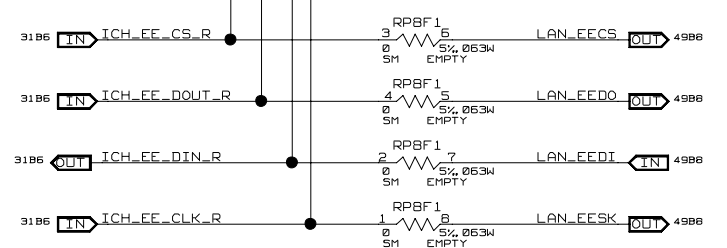
0-OHMS ARE PROVIDED TO MINIMIZE STUBS ON LAN INTERFACE

PROPERTIES FOR STUFFING OPTIONS: BOM= LAN\_LINK\_CNR

FROM ICH5



FROM ICH5

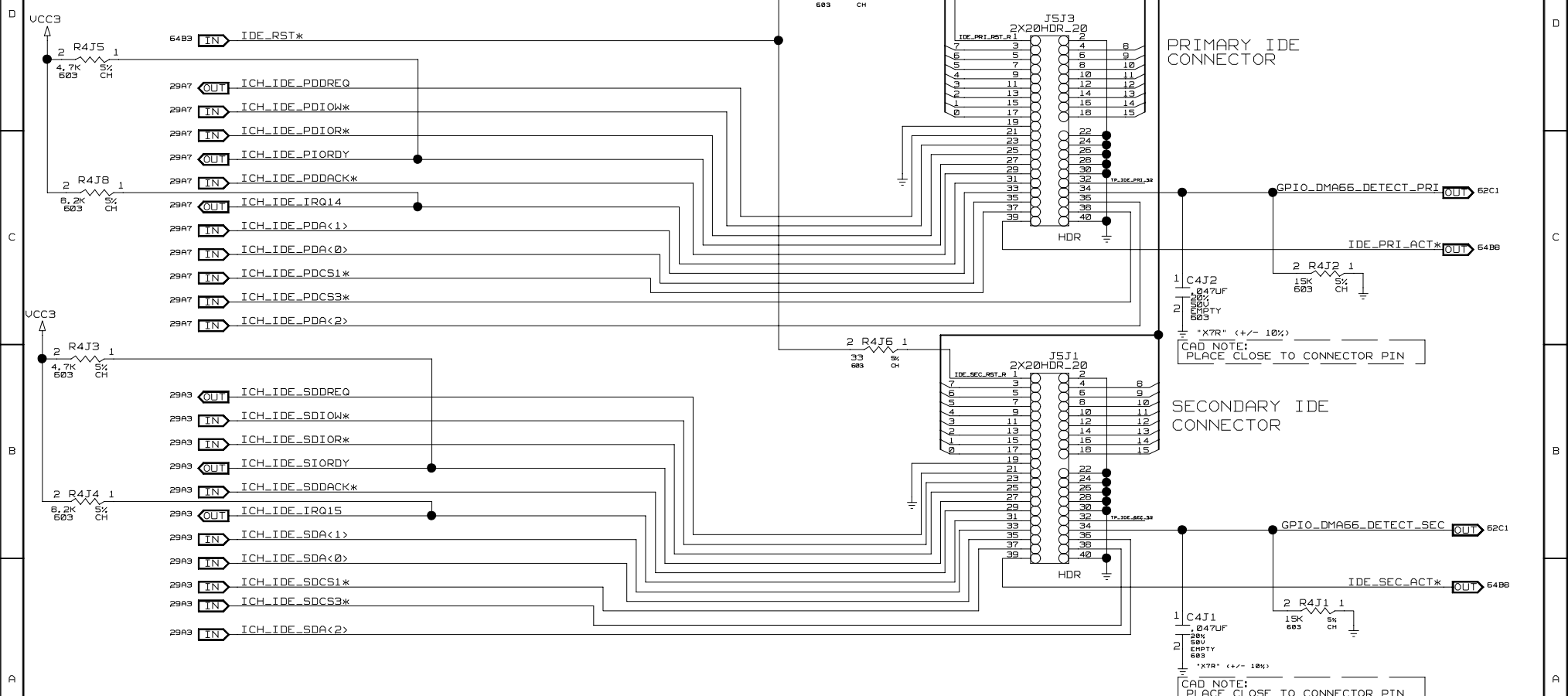


|  |                          |               |
|--|--------------------------|---------------|
| SCHEMATIC TITLE:                               |                          | REV:          |
| INTEL(R) B75P CHIPSET CUSTOMER REFERENCE BOARD |                          | 1.2           |
| PAGE TITLE:                                    |                          | SHEET:        |
| LAN-ON-CNR STUFFING OPTION PAGE                |                          | 34/103        |
| INTEL  | PLATFORM APPS ENG        | LAST REVISED: |
| 1900 PRAIRIE CITY ROAD                         | FOLSOM, CALIFORNIA 95630 | 01.07.2002    |

DRAWING  
CANTERWOOD\_CRB\_SCH\_1\_34  
Thu Apr 03 14:02:43 2003

CR-35

DESIGN NOTE:  
SERIES RESISTORS INTEGRATED INTO ICH:  
VALUES VARY BETWEEN 18.7 OHMS - 30.2 OHMS



PRIMARY IDE CONNECTOR

SECONDARY IDE CONNECTOR

DESIGN NOTE:  
DATA LINES SHOULD BE MATCHED TO STROBES (XDIOR\*, XIORDY\*) WITHIN +/-250MIL  
STROBES SHOULD BE MATCHED TO THEIR COMPLEMENT WITHIN +/-10MIL

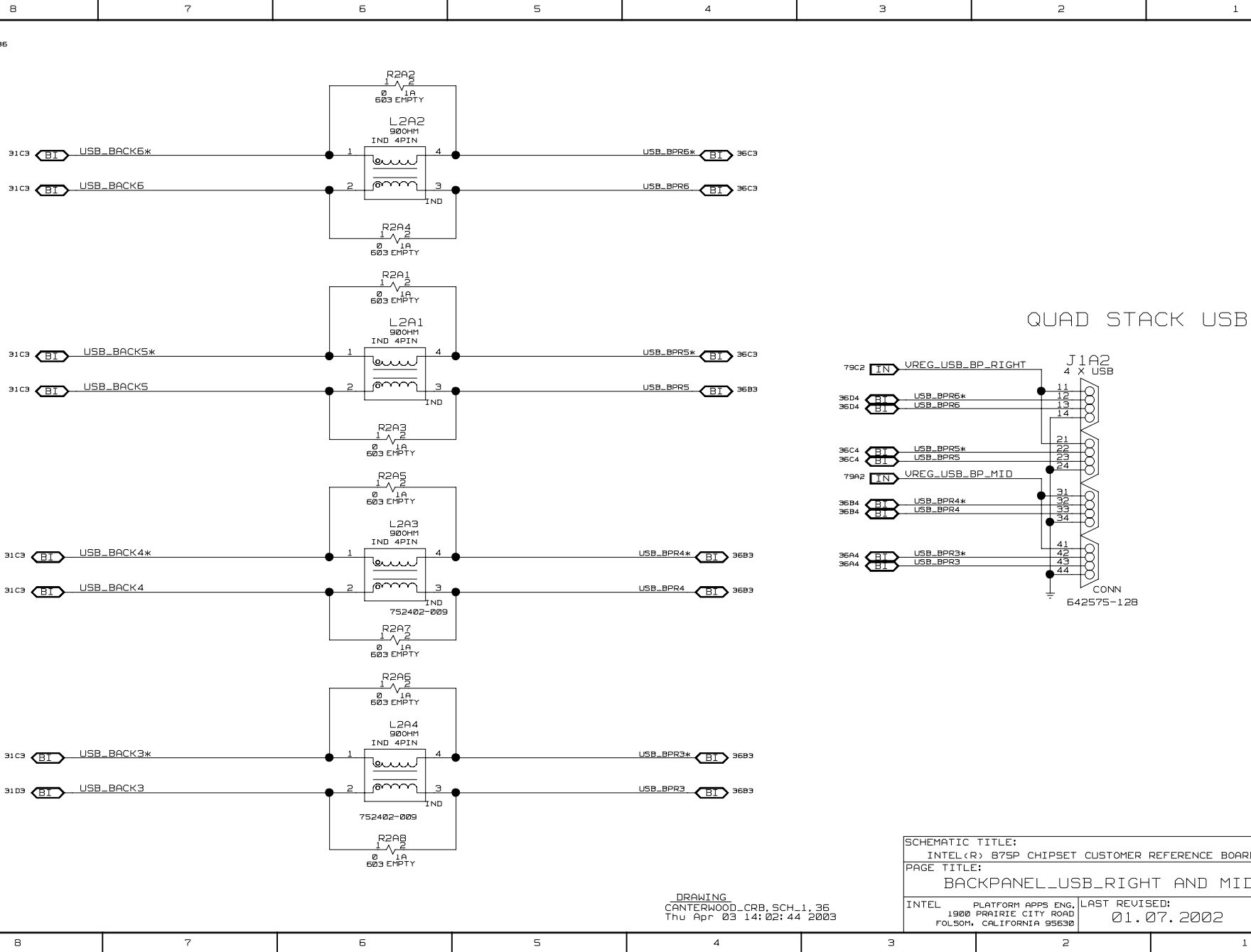
ROOM=SB\_IDE  
BOM=SB\_IDE  
BOM=SB\_IDE\_DCPL FOR DEFAULT EMPTY  
BOM=SB\_\*\*\* FOR CONFIGURATION OPTIONS AS NOTED

DRAWING  
CANTERWOOD\_CRB\_SCH\_1\_35  
Thu Apr 03 14:02:43 2003

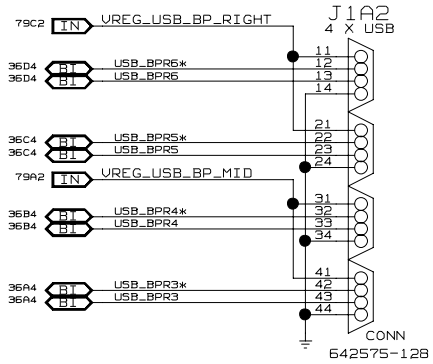
|  |   |
|--|---|
| SCHEMATIC TITLE:<br>INTEL(R) 875P CHIPSET CUSTOMER REFERENCE BOARD             |   |
| PAGE TITLE:<br>IDE PRIMARY AND SECONDARY                                       | REV:<br>1.2                                     |
| INTEL PLATFORM APPS ENG,<br>1900 PRAIRIE CITY ROAD<br>FOLSOM, CALIFORNIA 95630 | LAST REVISED:<br>01.07.2002<br>SHEET:<br>35/103 |

PCI IDE

CR-36



QUAD STACK USB



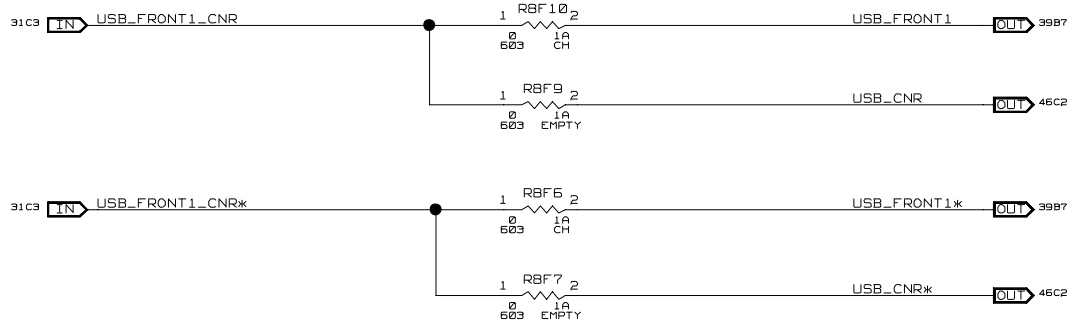
|  |                             |
|--|-----------------------------|
| SCHEMATIC TITLE:   |                             |
| INTEL(R) B75P CHIPSET CUSTOMER REFERENCE BOARD                                 |                             |
| PAGE TITLE:  | REV:                        |
| BACKPANEL_USB_RIGHT AND MID  | 1.2                         |
| INTEL PLATFORM APPS ENG,<br>1900 PRAIRIE CITY ROAD<br>FOLSOM, CALIFORNIA 95630 | LAST REVISED:<br>01.07.2002 |
|  | SHEET:<br>36/103            |

DRAWING  
CANTERWOOD\_CRB\_SCH\_1\_36  
Thu Apr 03 14:02:44 2003



CR-37

# USB SWITCH USB OPTION FOR FRONT PANEL OR CNR



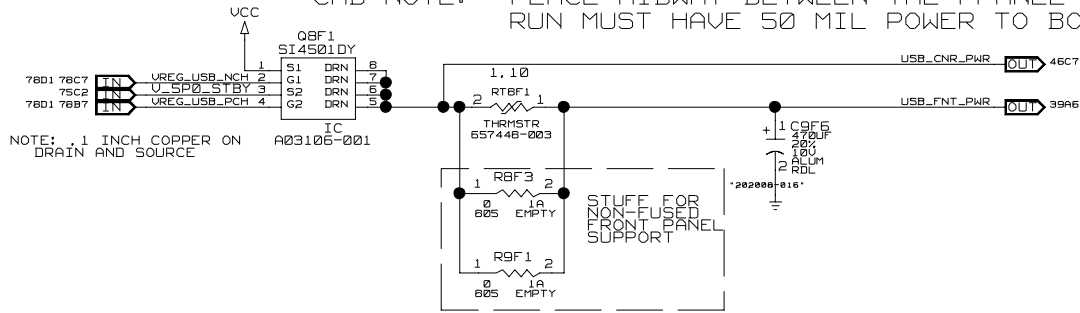
|  |                             |
|--|-----------------------------|
| SCHEMATIC TITLE:   |                             |
| INTEL(R) 875P CHIPSET CUSTOMER REFERENCE BOARD                                 |                             |
| PAGE TITLE:  | REV:                        |
| USB OPTION FOR FP  | 1.2                         |
| INTEL PLATFORM APPS ENG,<br>1900 PRAIRIE CITY ROAD<br>FOLSOM, CALIFORNIA 95630 | LAST REVISED:<br>01.07.2002 |
|  | SHEET:<br>37/103            |

DRAWING  
CANTERWOOD\_CRB\_SCH\_1\_37  
Thu Apr 03 14:02:44 2003

CR-38

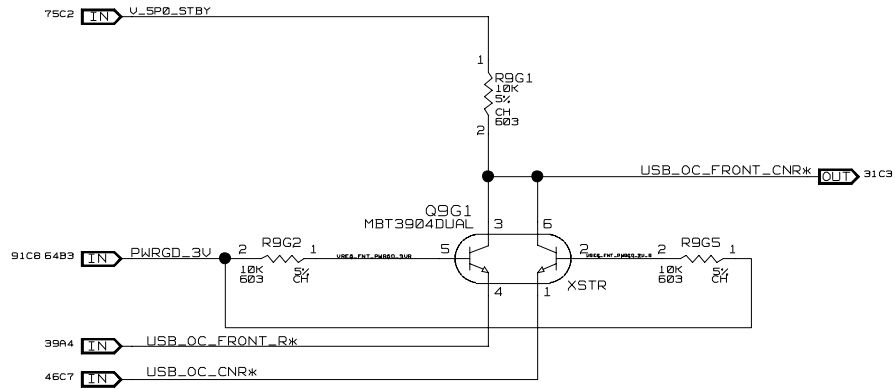
CAD NOTE:  
TRACE ROUTING IS 7.5 MIL, 7 MIL SPACING

CAD NOTE: PLACE MIDWAY BETWEEN THE FPANEL (2X5) & INTERNAL HEADERS  
RUN MUST HAVE 50 MIL POWER TO BOTH LOCATIONS.



NOTE: .1 INCH COPPER ON DRAIN AND SOURCE

NOTE:  
RPD ASSUMES FPANEL CARD HAS THERM & PROVIDES OC#

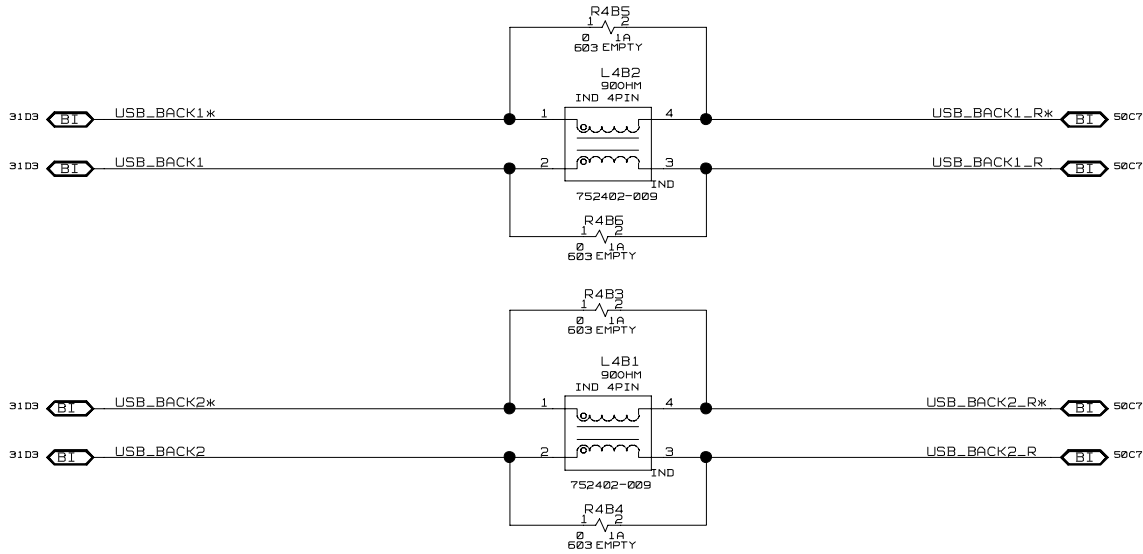


|  |   |
|--|---|
| SCHEMATIC TITLE:   |   |
| INTEL(R) B75P CHIPSET CUSTOMER REFERENCE BOARD                                 |   |
| PAGE TITLE: USB FNT PANEL POWER<br>CNR VREG / OVER CURRENT                     | REV:<br>1.2                                     |
| INTEL PLATFORM APPS ENG,<br>1900 PRAIRIE CITY ROAD<br>FOLSOM, CALIFORNIA 95630 | LAST REVISED:<br>01.07.2002<br>SHEET:<br>38/103 |

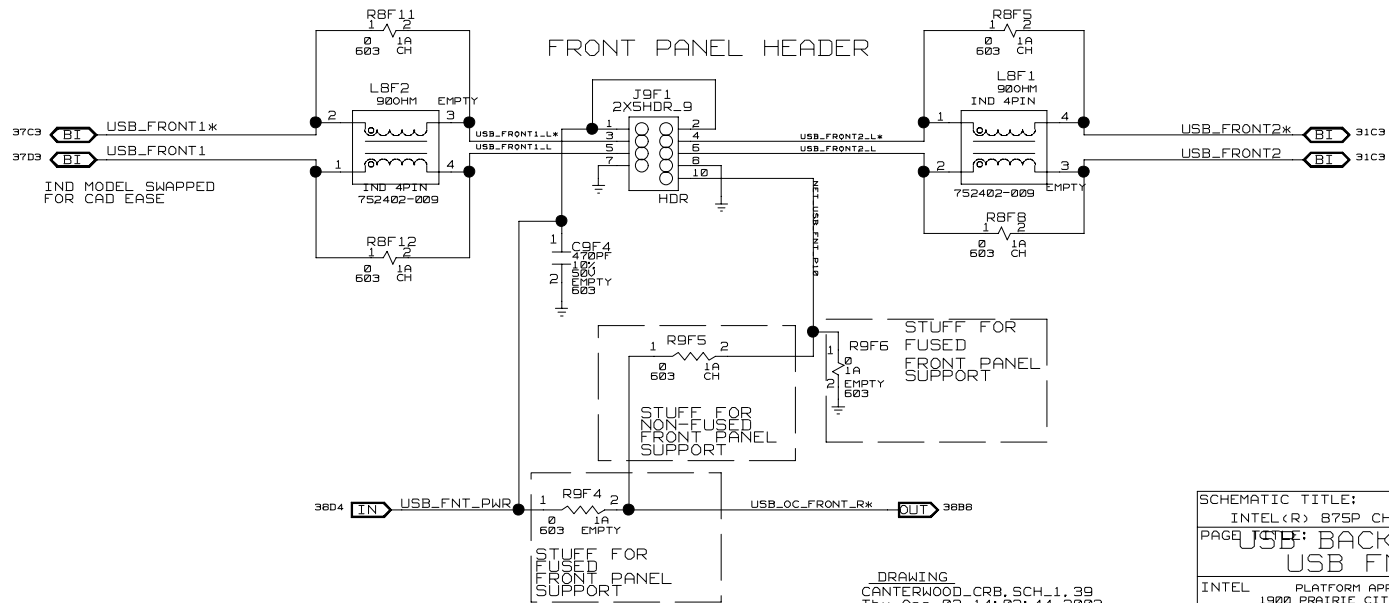
DRAWING  
CANTERWOOD\_CRB\_SCH\_1\_38  
Thu Apr 03 14:02:44 2003

CR-39

CONNECTOR STUFFING OPTIONS:  
RJ45/2 USB - A11509-001 (DEFAULT)  
DOUBLE STACK USB - 642575-124



LAN/USB CONNECTOR (BACK PANEL LEFT)  
CONNECTOR IS ON PAGE 49  
WITH THE REST OF THE CONNECTOR



|  |   |
|--|---|
| SCHEMATIC TITLE:   |   |
| INTEL(R) 875P CHIPSET CUSTOMER REFERENCE BOARD                                 |   |
| PAGE 1   | REV: 1.2  |
| USB: BACK PANEL LEFT CONN<br>USB FNT PANEL HEADER                              |   |
| INTEL PLATFORM APPS ENG,<br>1900 PRAIRIE CITY ROAD<br>FOLSOM, CALIFORNIA 95630 | LAST REVISED:<br>01.07.2002<br>SHEET:<br>39/103 |

DRAWING  
CANTERWOOD\_CRB\_SCH\_1\_39  
Thu Apr 03 14:02:44 2003

CR-40

PCI SLOT 5  
FURTHEST PCI SLOT FROM CPU

ATTRIBUTES:  
BOM=CORE\_PCI  
ROOM=ICH\_PCISLOT

D

C

B

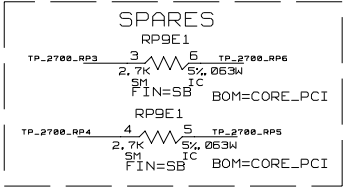
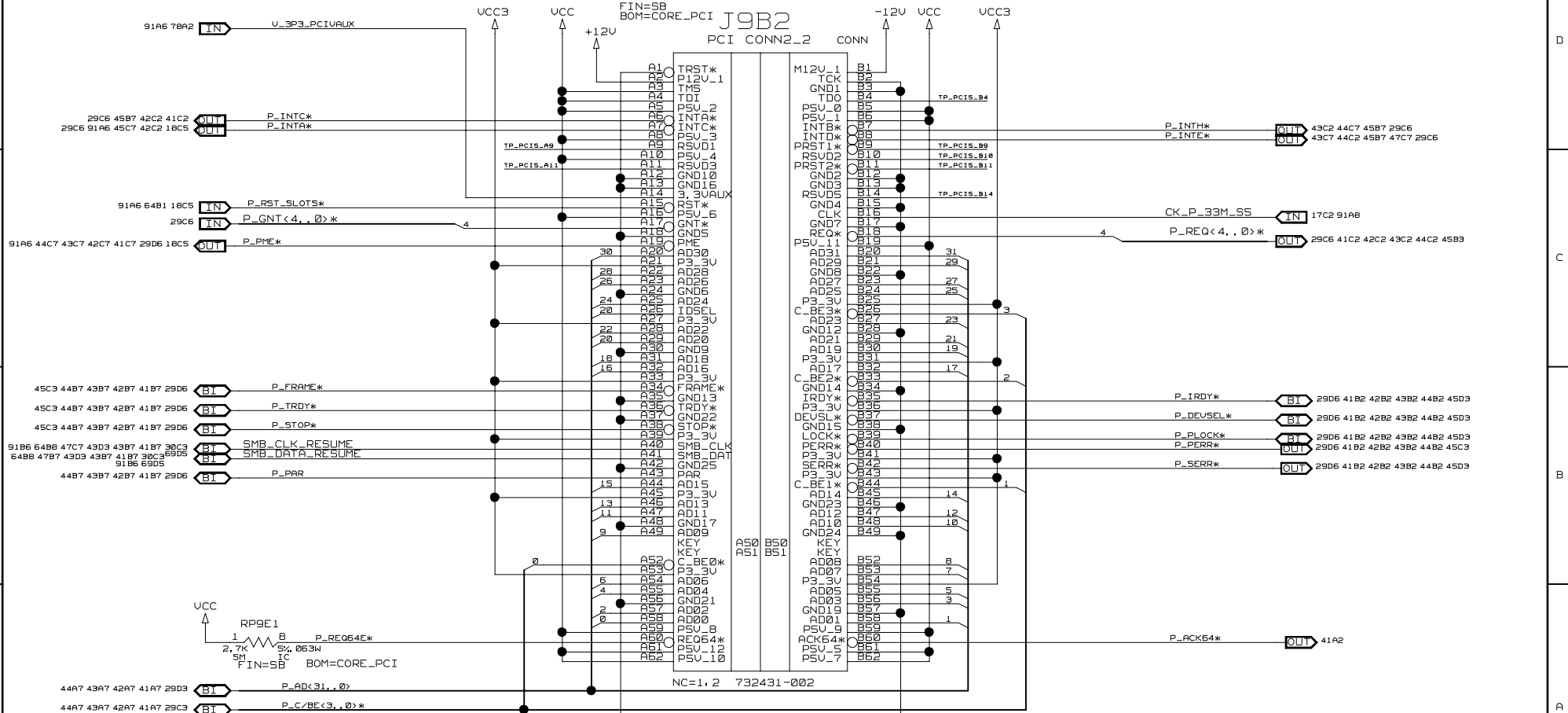
A

D

C

B

A



DESIGN NOTE:  
PCI SLOTS = PCI DEVICE FUNCTION 20H  
= PCI DEVICE NUMBER 4H  
= IDSEL VALUE AD20

[PAGE\_TITLE=PCI\_SLOT\_5]

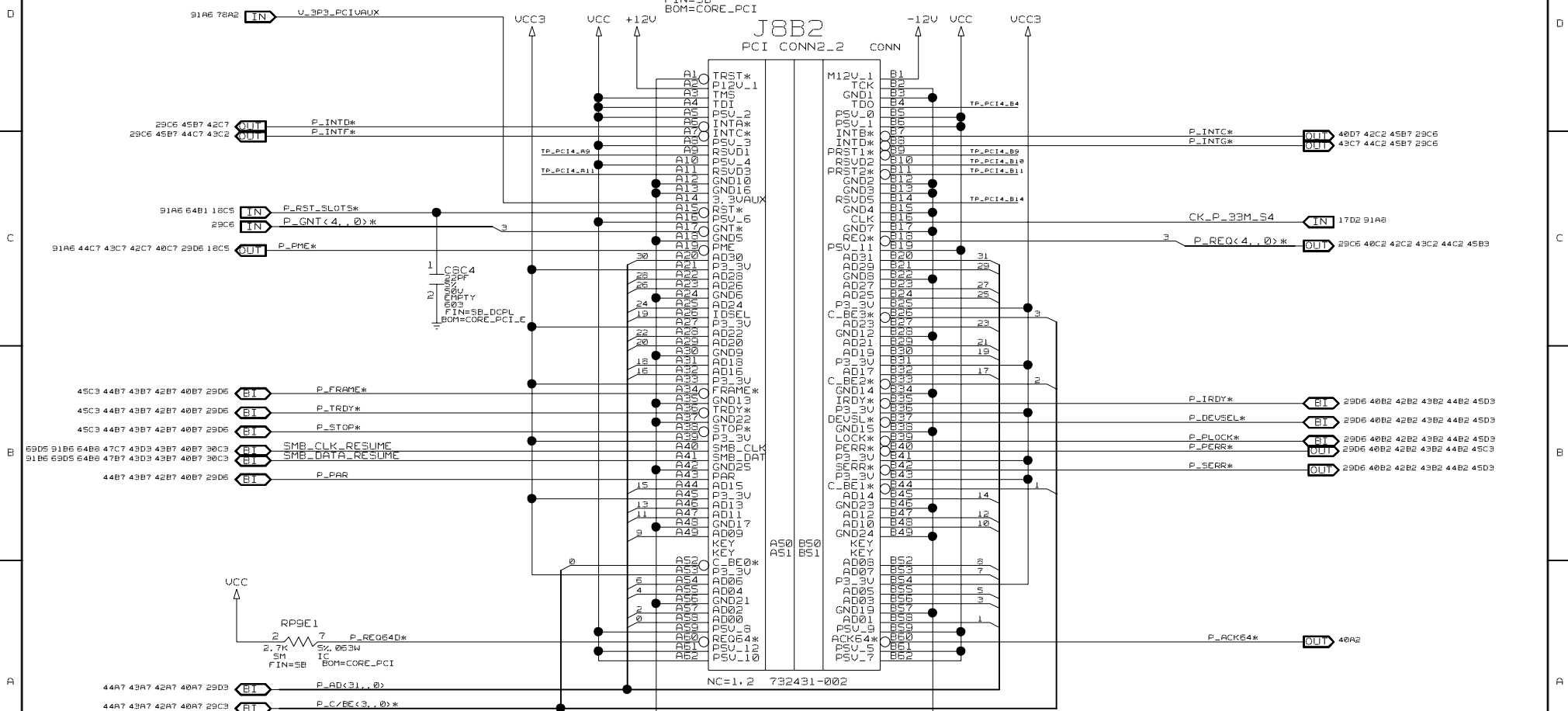
DRAWING  
CANTERWOOD\_CRB\_SCH\_1\_40  
Thu Apr 03 14:02:44 2003

|  |  |                             |
|--|--|-----------------------------|
| SCHEMATIC TITLE:<br>INTEL(R) 875P CHIPSET CUSTOMER REFERENCE BOARD             |  | REV:<br>1.2                 |
| PAGE TITLE:<br>PCI SLOT 5  |  | SHEET:<br>40/103            |
| INTEL PLATFORM APPS ENG,<br>1900 PRAIRIE CITY ROAD<br>FOLSOM, CALIFORNIA 95630 |  | LAST REVISED:<br>01.07.2002 |

CR-41

### PCI SLOT 4

ATTRIBUTES:  
BOM=CORE\_PCI  
ROOM=ICH\_PCISLOT



#### DESIGN NOTE:

PCI SLOT4 = PCI DEVICE FUNCTION 18H  
 = PCI DEVICE NUMBER 3H  
 = IDSEL VALUE AD19

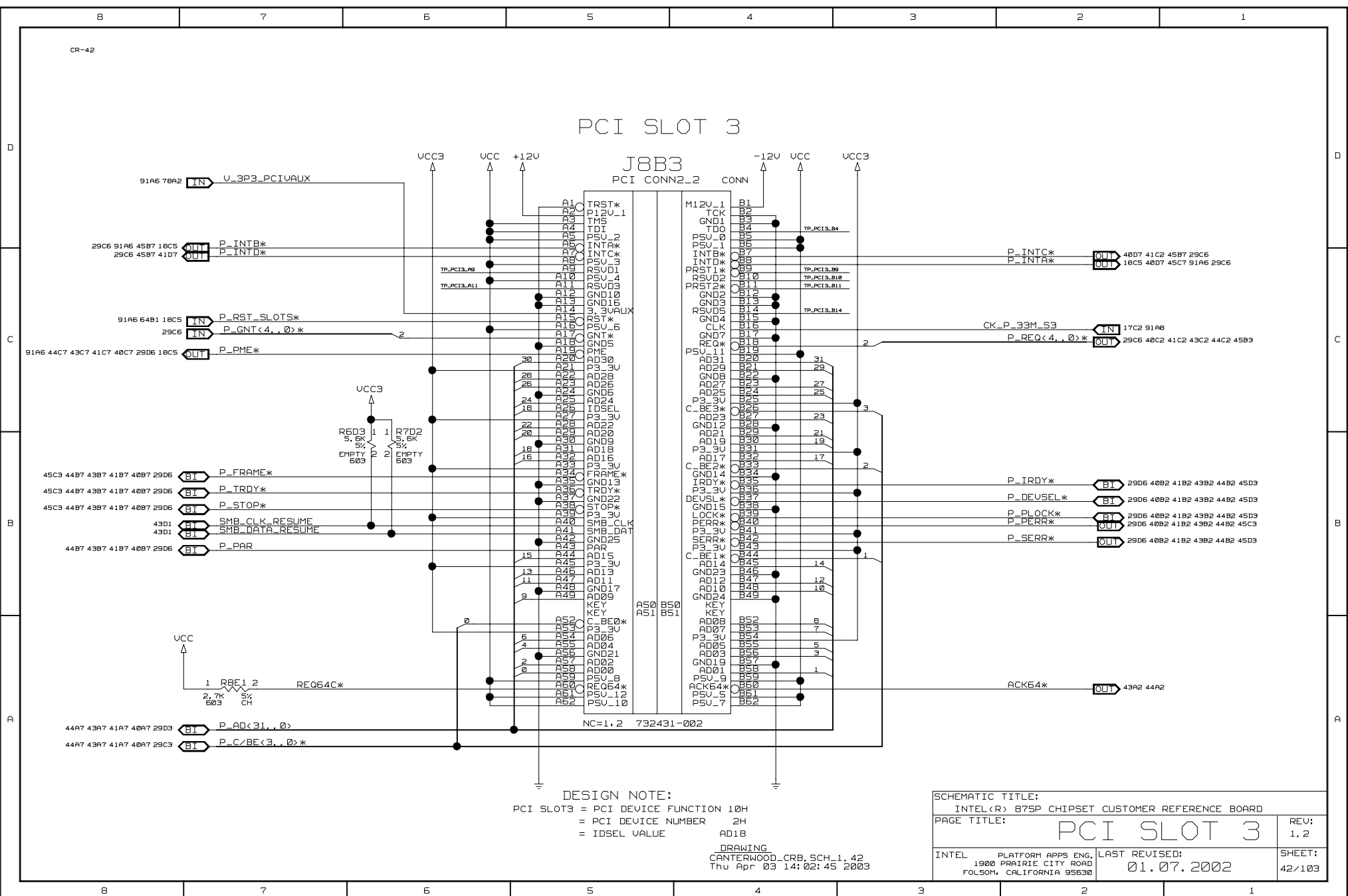
|  |                             |
|--|-----------------------------|
| SCHEMATIC TITLE:   |                             |
| INTEL(R) 875P CHIPSET CUSTOMER REFERENCE BOARD                                 |                             |
| PAGE TITLE:  | PCI SLOT 4                  |
| REV:   | 1.2                         |
| INTEL PLATFORM APPS ENG,<br>1900 PRAIRIE CITY ROAD<br>FOLSOM, CALIFORNIA 95630 | LAST REVISED:<br>01.07.2002 |
| SHEET:   | 41/103                      |

[PAGE\_TITLE=PCI\_SLOT\_4]

DRAWING  
 CANTERWOOD-CRB, SCH\_1\_41  
 Thu Apr 03 14:02:44 2003

# PCI SLOT 3

J8B3  
PCI CONN2\_2



**DESIGN NOTE:**

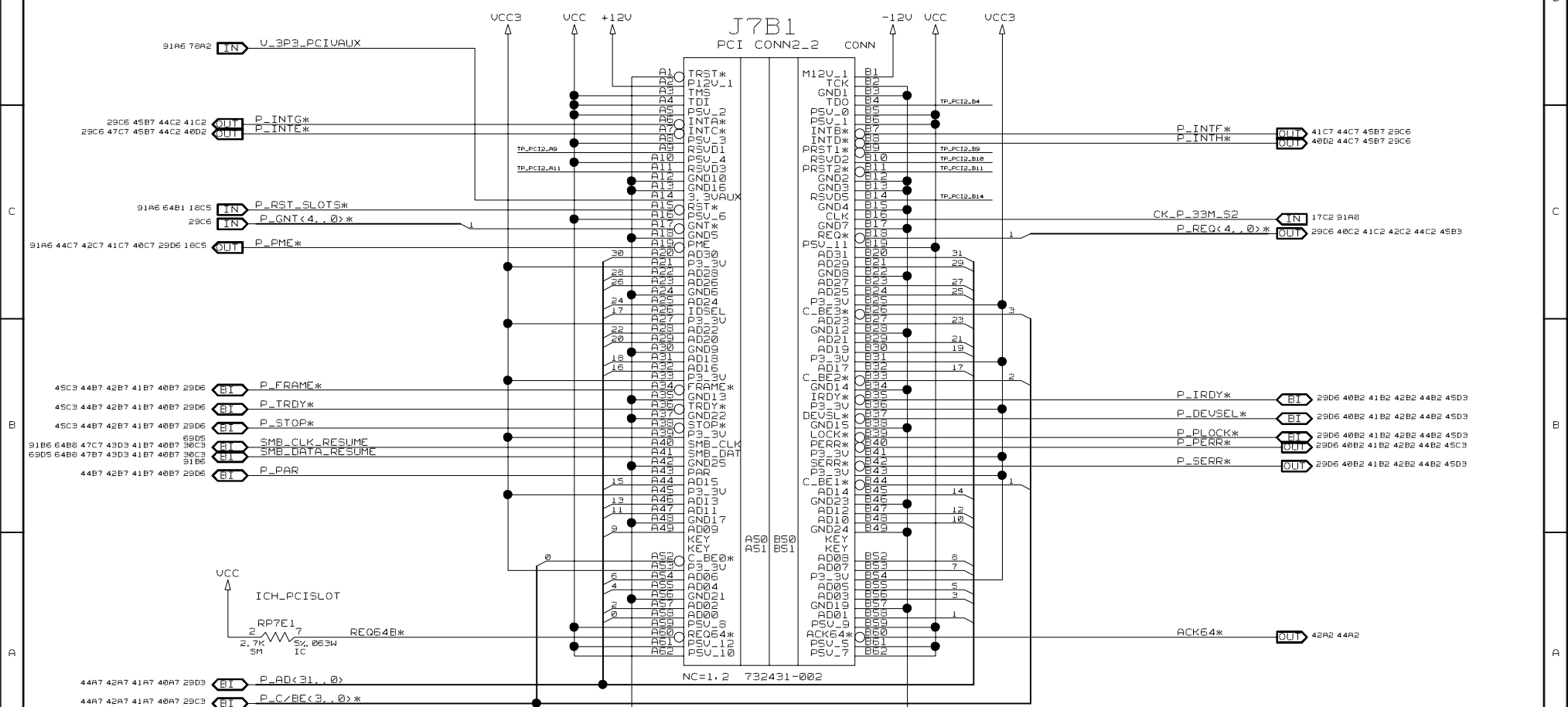
PCI SLOT3 = PCI DEVICE FUNCTION 10H  
 = PCI DEVICE NUMBER 2H  
 = IDSEL VALUE AD18

DRAWING  
 CANTERWOOD\_CRB\_SCH\_1\_42  
 Thu Apr 03 14:02:45 2003

|  |                             |
|--|-----------------------------|
| SCHEMATIC TITLE:   |                             |
| INTEL(R) 875P CHIPSET CUSTOMER REFERENCE BOARD                                 |                             |
| PAGE TITLE:  | PCI SLOT 3                  |
| REV:   | 1.2                         |
| INTEL PLATFORM APPS ENG,<br>1900 PRAIRIE CITY ROAD<br>FOLSOM, CALIFORNIA 95630 | LAST REVISED:<br>01.07.2002 |
| SHEET:   | 42/103                      |

CR-43

# PCI SLOT 2



### DESIGN NOTE:

PCI SLOT2 = PCI DEVICE FUNCTION 03H  
 = PCI DEVICE NUMBER 1H  
 = IDSEL VALUE AD17

DRAWING  
 CANTERWOOD\_CRB\_SCH\_1\_43  
 Thu Apr 03 14:02:45 2003

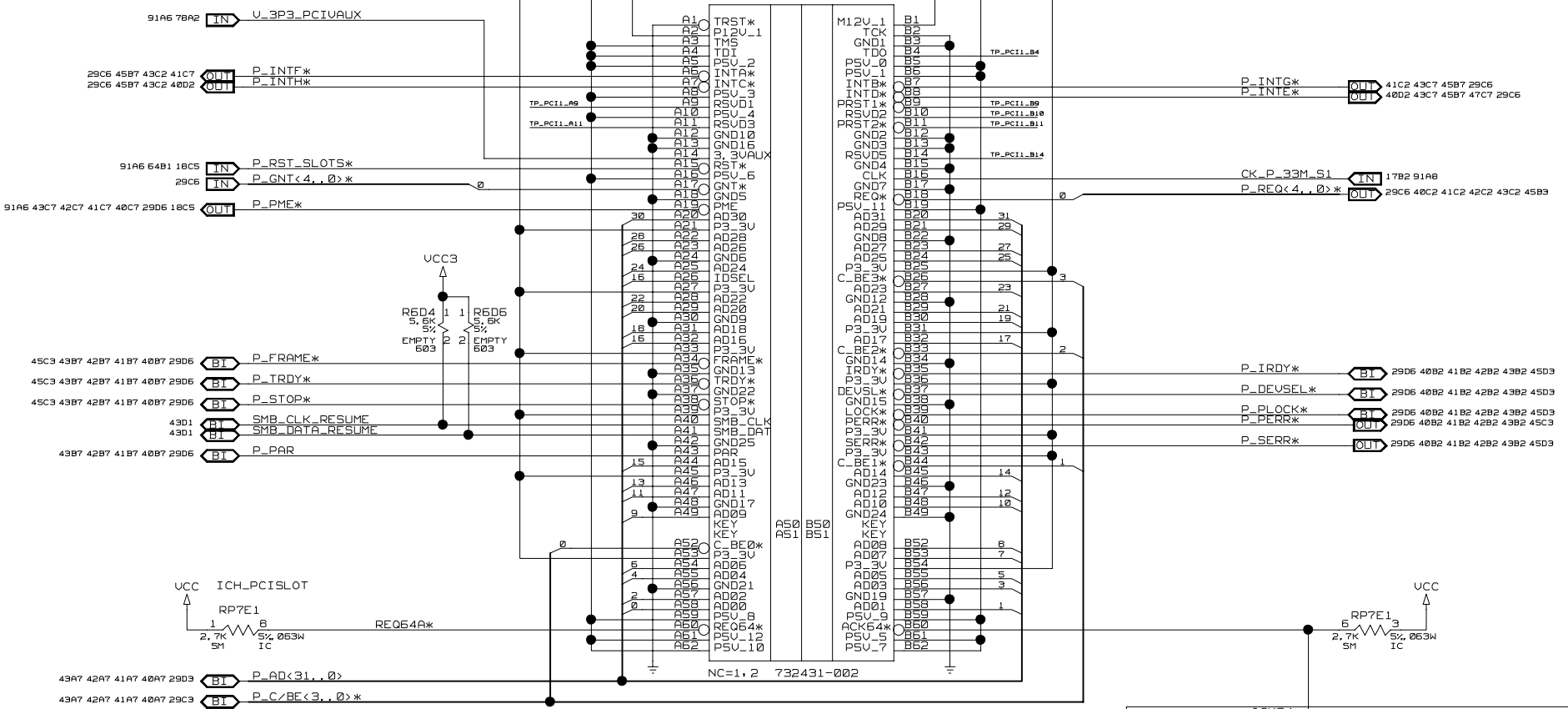
|  |                             |
|--|-----------------------------|
| SCHEMATIC TITLE:   |                             |
| INTEL(R) 875P CHIPSET CUSTOMER REFERENCE BOARD                                 |                             |
| PAGE TITLE:  | PCI SLOT 2                  |
| REV:   | 1.2                         |
| INTEL PLATFORM APPS ENG,<br>1900 PRAIRIE CITY ROAD<br>FOLSOM, CALIFORNIA 95630 | LAST REVISED:<br>01.07.2002 |
| SHEET:   | 43/103                      |

CR-44

### PCI SLOT 1 CLOSEST PCI SLOT TO CPU

#### J6B1

PCI CONN2\_2 CONN



**CAD NOTE:**  
 MAKE PLACEMENT THE SAME AS ON THE EVAL BOARD  
 FOR TEST-POINTED, EMPTY RESISTOR SITES

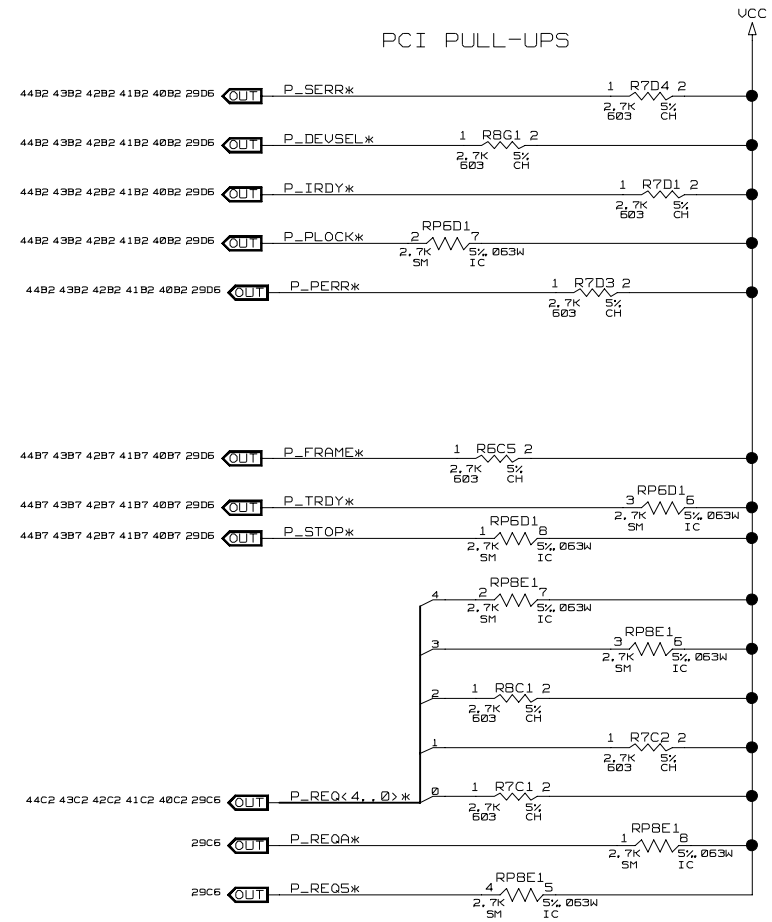
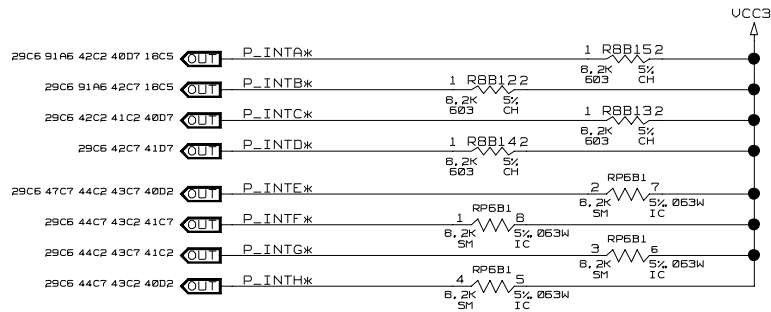
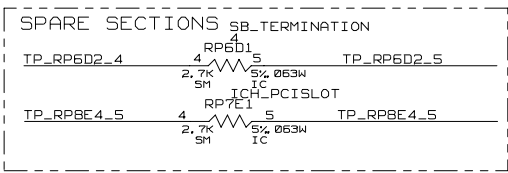
**DESIGN NOTE:**  
 PCI SLOT1 = PCI DEVICE FUNCTION 00H  
 = PCI DEVICE NUMBER 00H  
 = IDSEL VALUE AD16

DRAWING  
 CANTERWOOD\_CRB\_SCH\_1\_44  
 Thu Apr 03 14:02:45 2003

|  |                             |
|--|-----------------------------|
| 43A2 42A2 SCHEMATIC INTL FRACK64*  |                             |
| INTEL(R) 875P CHIPSET CUSTOMER REFERENCE BOARD                                 |                             |
| PAGE TITLE:  | PCI SLOT 1                  |
| REV:   | 1.2                         |
| INTEL PLATFORM APPS ENG,<br>1900 PRAIRIE CITY ROAD<br>FOLSOM, CALIFORNIA 95630 | LAST REVISED:<br>01.07.2002 |
| SHEET:   | 44/103                      |



CR-45



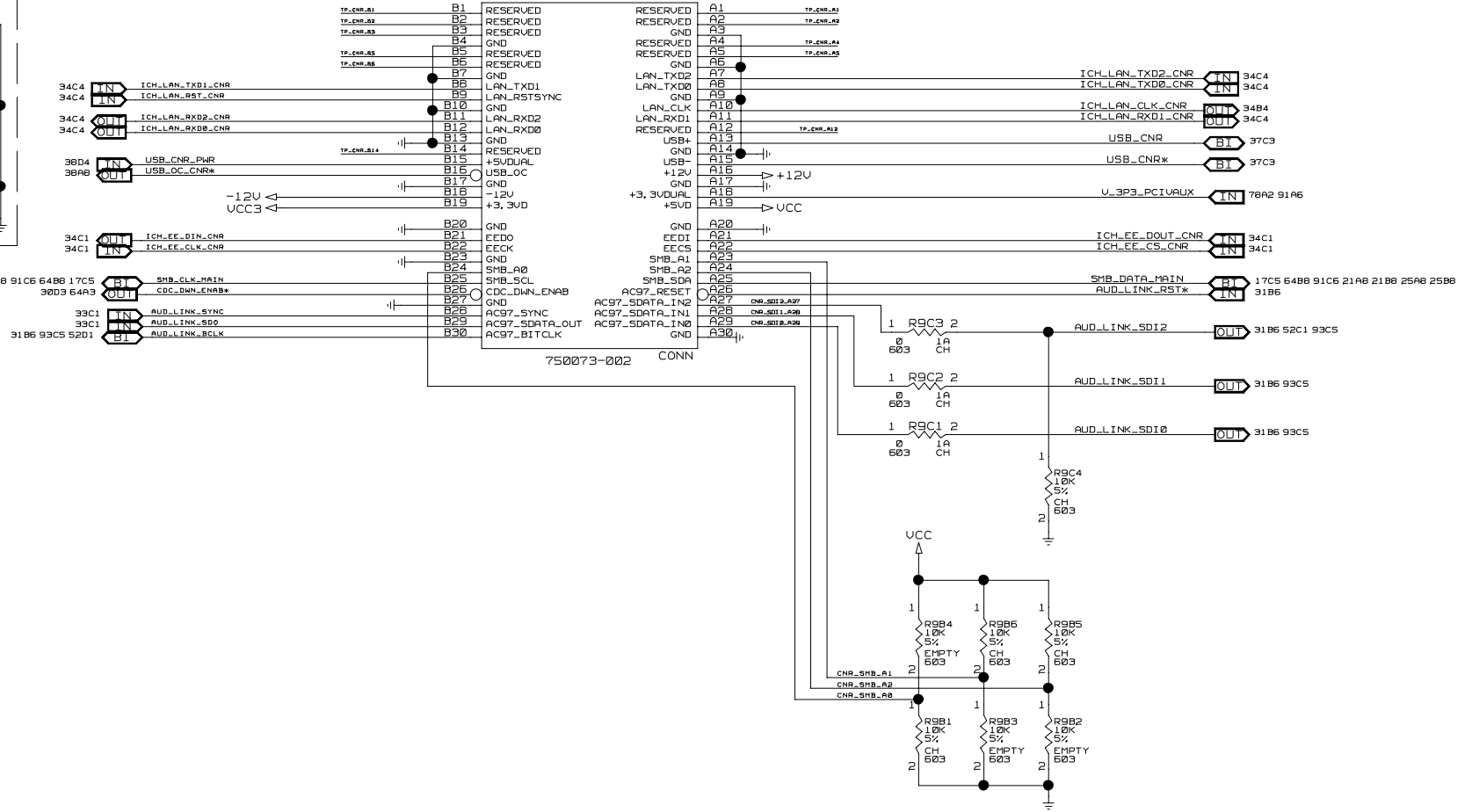
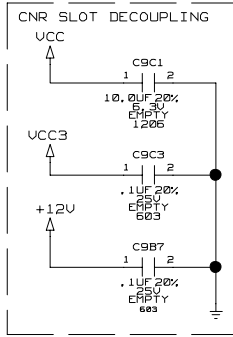
|                        |                          |  |        |
|------------------------|--------------------------|--|--------|
| SCHEMATIC TITLE:       |                          | INTEL(R) B75P CHIPSET CUSTOMER REFERENCE BOARD |        |
| PAGE TITLE:            |                          | PCI TERMINATION                                |        |
| INTEL                  | PLATFORM APPS ENG        | LAST REVISED:                                  | SHEET: |
| 1900 PRAIRIE CITY ROAD | FOLSOM, CALIFORNIA 95630 | 01.07.2002                                     | 45/103 |

DRAWING  
 CANTERWOOD\_CRB\_SCH\_1\_45  
 Thu Apr 03 14:02:45 2003

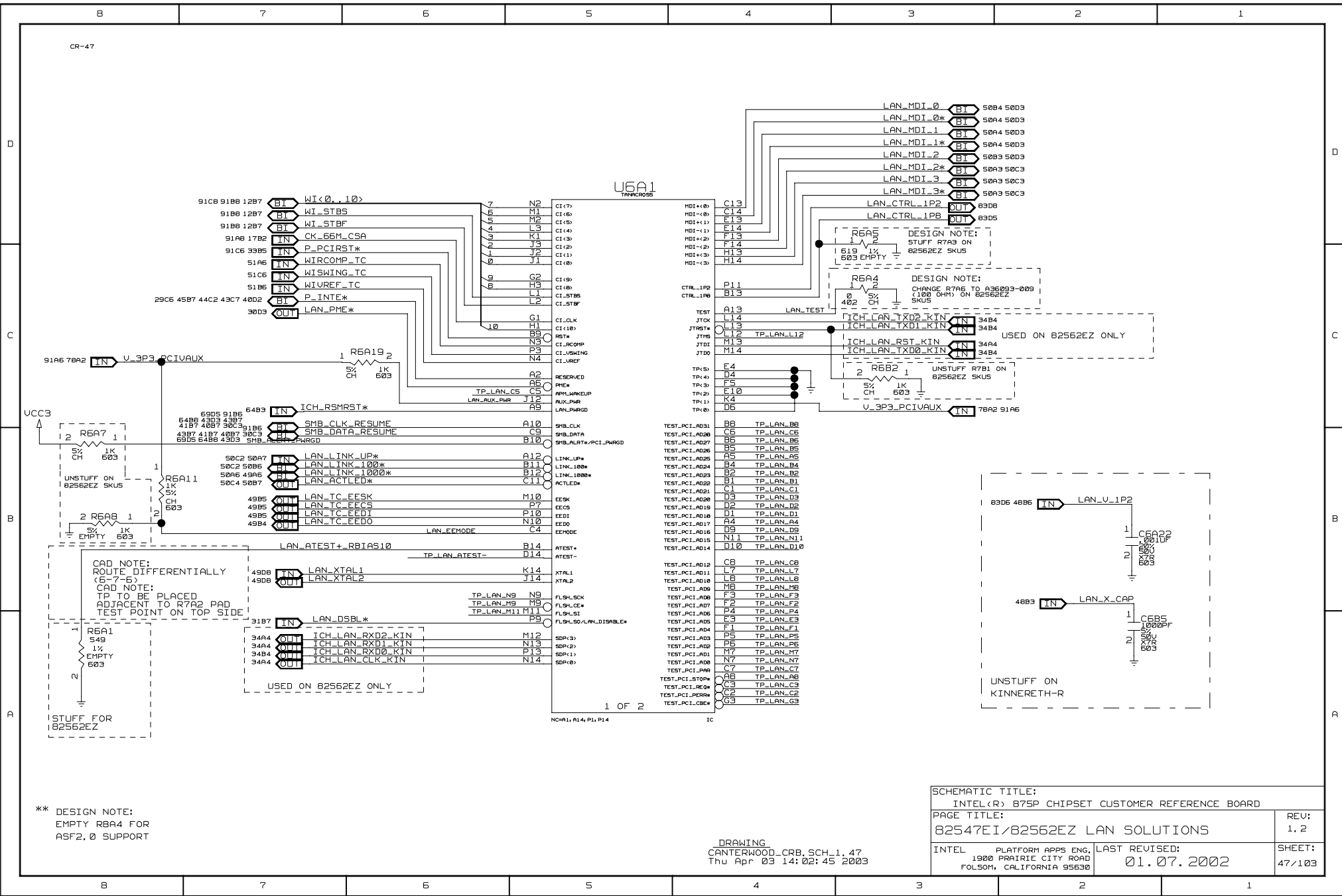
CR-46

SMB ADDRESS: 110  
WRITE AC  
READ AD

J9B1  
CNR60



|  |                                 |
|--|---------------------------------|
| SCHEMATIC TITLE:   |                                 |
| INTEL(R) 875P CHIPSET CUSTOMER REFERENCE BOARD                                 |                                 |
| PAGE TITLE:  | CNR CONNECTOR                   |
| INTEL PLATFORM APPS ENG,<br>1900 PRAIRIE CITY ROAD<br>FOLSOM, CALIFORNIA 95630 | LAST REVISED:<br>01.07.2002     |
| DRAWING<br>CANTERWOOD_CRB_SCH_1.45<br>Thu Apr 03 14:02:45 2003                 | REV:<br>1.2<br>SHEET:<br>46/103 |

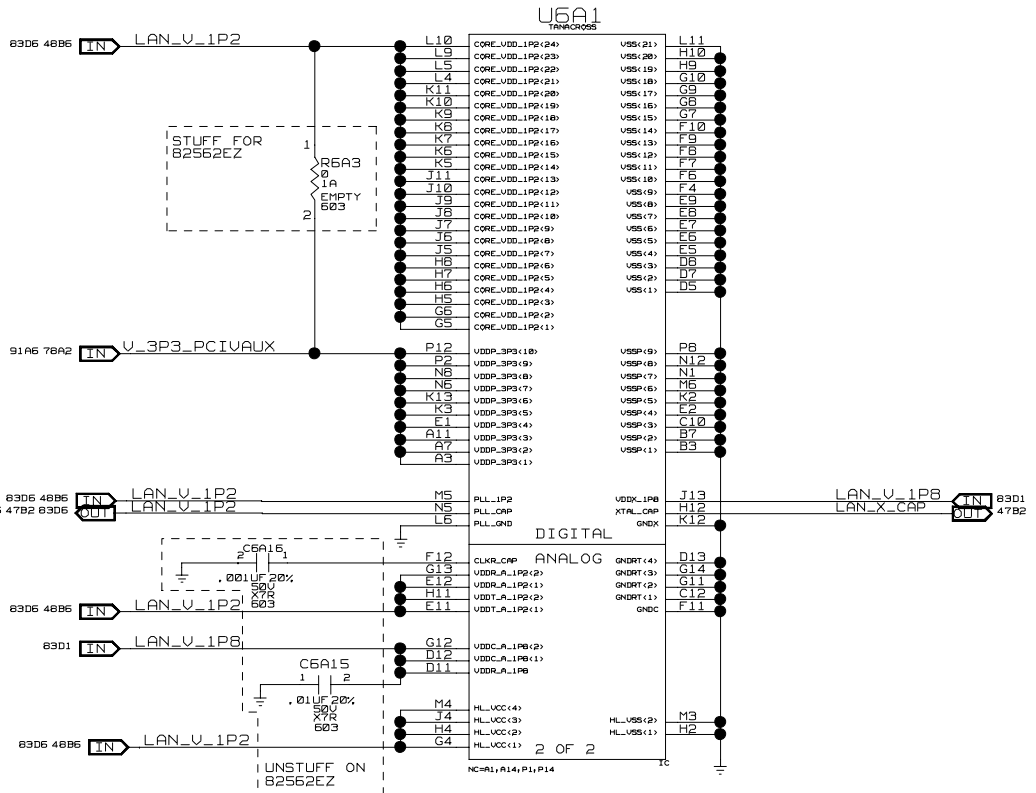


\*\* DESIGN NOTE:  
EMPTY RBA4 FOR  
ASF2.0 SUPPORT

|  |               |
|--|---------------|
| SCHEMATIC TITLE:                               |               |
| INTEL(R) 875P CHIPSET CUSTOMER REFERENCE BOARD |               |
| PAGE TITLE:                                    | REV: 1.2      |
| 82547EI/82562EZ LAN SOLUTIONS                  |               |
| INTEL PLATFORM APPS ENG.                       | LAST REVISED: |
| 1900 PRAIRIE CITY ROAD                         | 01.07.2002    |
| FOLSOM, CALIFORNIA 95630                       | SHEET: 47/103 |

DRAWING  
CANTERWOOD-CRB\_SCH\_1\_47  
Thu Apr 03 14:02:45 2003

CR-48

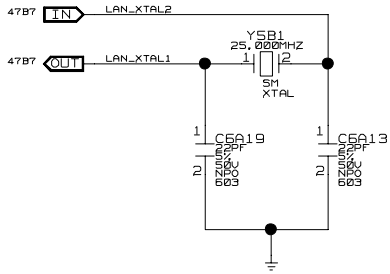


|                          |                    |  |               |
|--------------------------|--------------------|--|---------------|
| SCHEMATIC TITLE:         |                    | INTEL(R) 875P CHIPSET CUSTOMER REFERENCE BOARD |               |
| PAGE TITLE:              |                    | 82547EI/82562EZ                                | REV: 1.2      |
|                          |                    | POWER CONNECTIONS                              |               |
| INTEL                    | PLATFORM APPS ENG. | LAST REVISED:                                  | SHEET: 48/103 |
| 1900 PRAIRIE CITY ROAD   |                    | 01.07.2002                                     |               |
| FOLSOM, CALIFORNIA 95630 |                    |  |               |

DRAWING  
 CANTERWOOD\_CRB\_SCH\_1\_48  
 Thu Apr 03 14:02:46 2003

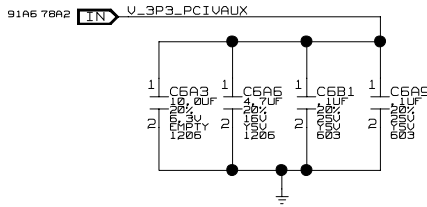
### LAN CRYSTAL

CAD NOTE:  
MINIMIZE XTAL TRACES  
DO NOT PLACE OR ROUTE NEAR PLANE SPLIT



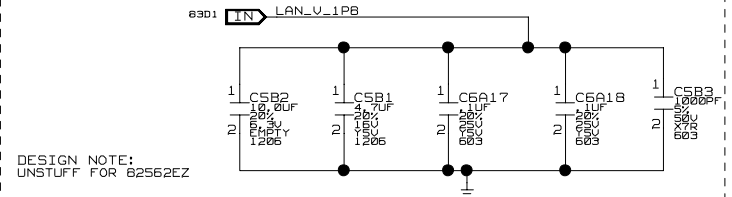
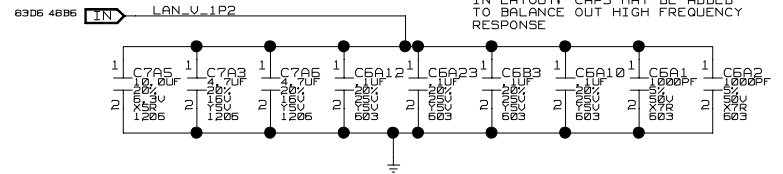
### LAN DECOUPLING

DESIGN NOTE:  
DECOUPLING CAPS SHARE BETWEEN  
82547EI & 82562EZ  
VOLTAGE NETS



### DESIGN NOTE:

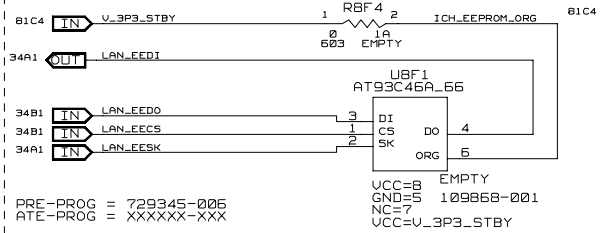
DEPENDING ON POWER DELIVERY  
IN LAYOUT, CAPS MAY BE ADDED  
TO BALANCE OUT HIGH FREQUENCY  
RESPONSE



### 82562EZ EEPROM

STUFF THIS EEPROM ONLY WITH 82562EZ  
SKUS. PLACE NEAR ICH - SEE LINK SHOWN  
BELOW FOR CORRECT P/N IMPLEMENTATION  
HTTP://DPSD.INTEL.COM/LMM/LAN/DOCS/EEPROM.DOC

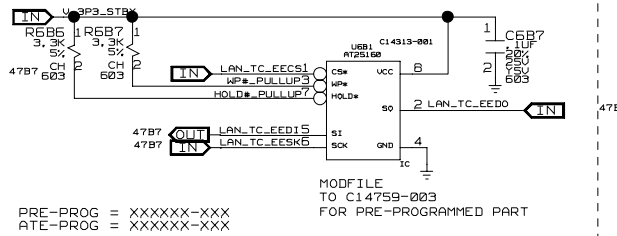
DESIGN NOTE:  
IN ABSENCE OF CNR, THIS RESISTOR MAY BE REMOVED



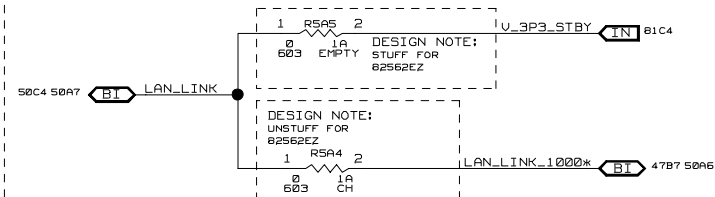
### 82547EI EEPROM

CAD NOTE:  
PLACE EEPROM NEAR LAN CONTROLLER.

DESIGN NOTE:  
SEE URL FILE LINKED BELOW FOR CORRECT P/N  
HTTP://DPSD.INTEL.COM/LMM/LAN/EEPROM/EEPROM\_SELECTION\_GUIDE.XLS

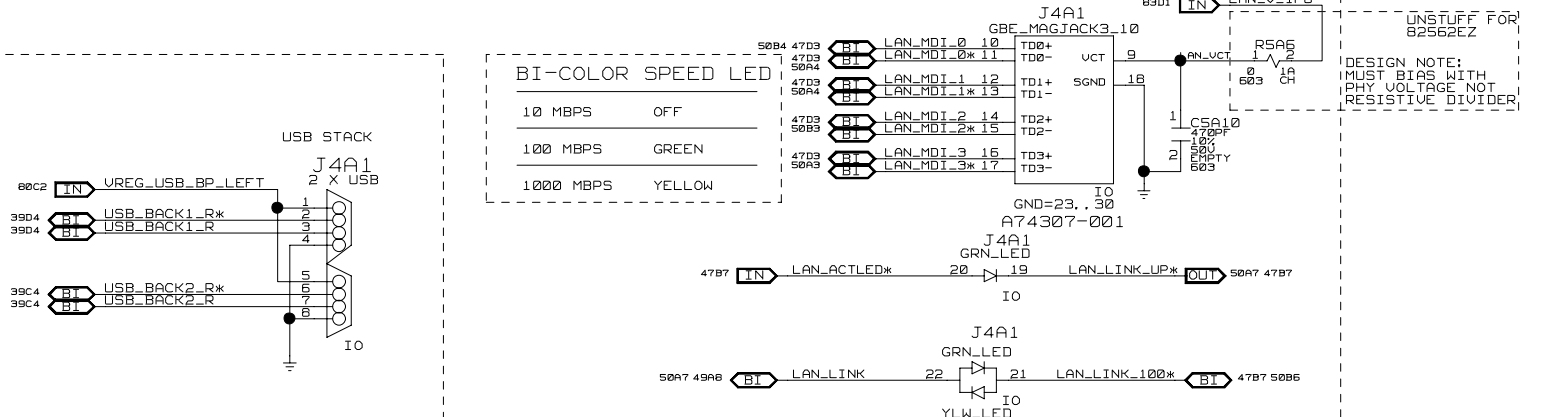


### STUFFING OPTIONS FOR LED ENABLING



|  |                             |                  |
|--|-----------------------------|------------------|
| SCHEMATIC TITLE:<br>INTEL(R) 875P CHIPSET CUSTOMER REFERENCE BOARD             |                             | REV:<br>1.2      |
| PAGE TITLE:<br>82547EI/82562EZ<br>MISC CIRCUITS                                |                             | SHEET:<br>49/103 |
| INTEL PLATFORM APPS ENG,<br>1900 PRAIRIE CITY ROAD<br>FOLSOM, CALIFORNIA 95630 | LAST REVISED:<br>01.07.2002 |                  |

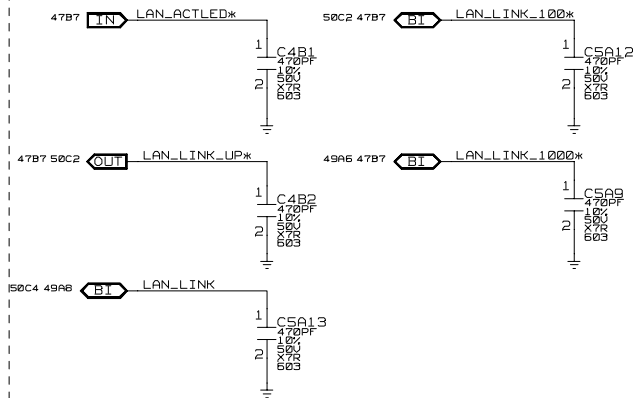
### LAN CONNECTOR



STUFF A74307-001 FOR 82547EI  
STUFF A74314-002 FOR 82562EI

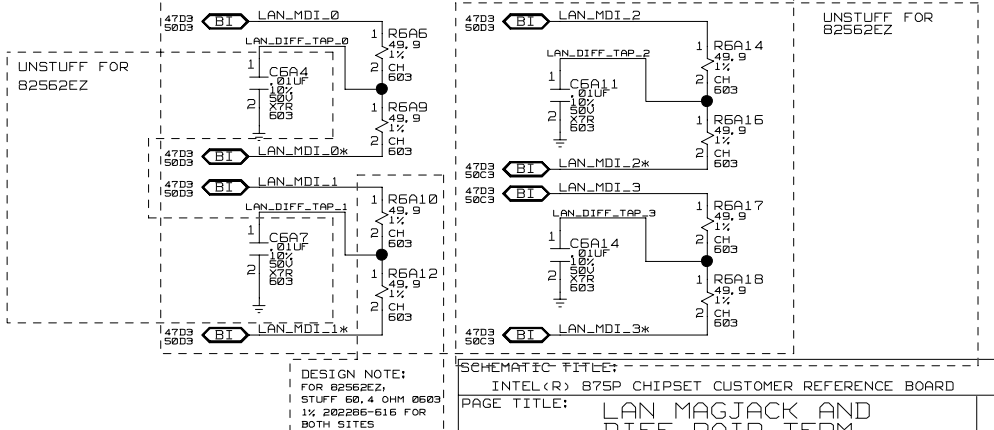
### LED DECOUPLING

CAD NOTE:  
LED CAPS SHOULD BE PLACED NEXT TO CONNECTOR



### DIFFERENTIAL PAIR TERMINATIONS

CAD NOTE:  
PLACE NEXT TO CONTROLLER

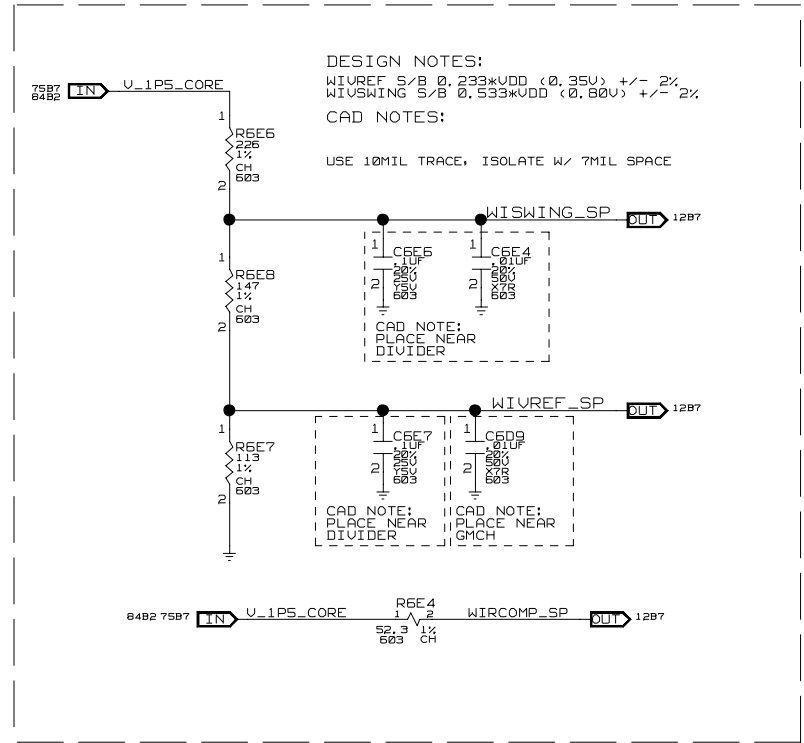
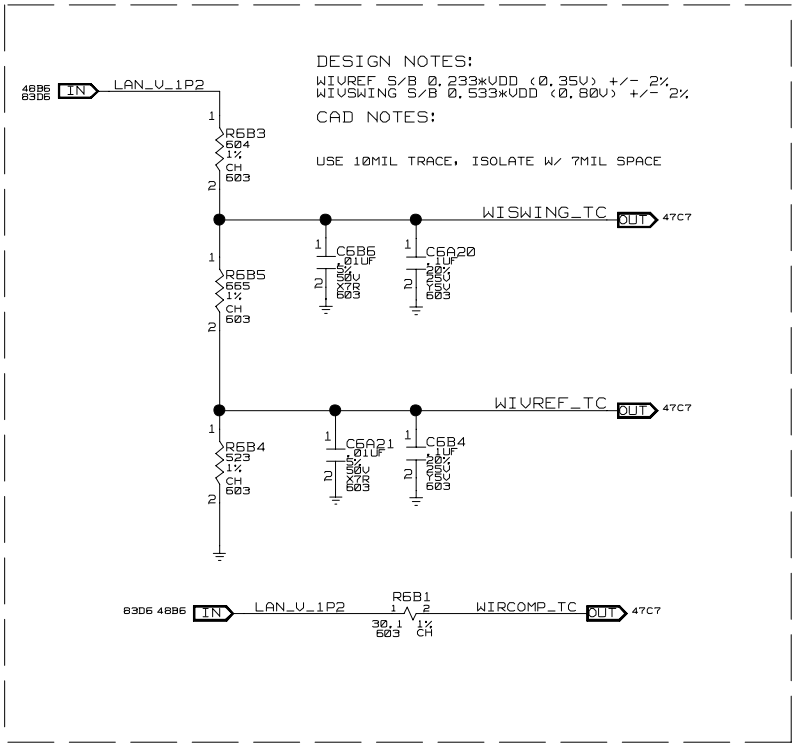


DRAWING  
CANTERWOOD\_CRB\_SCH\_1\_50  
Thu Apr 03 14:02:46 2003

CR-51

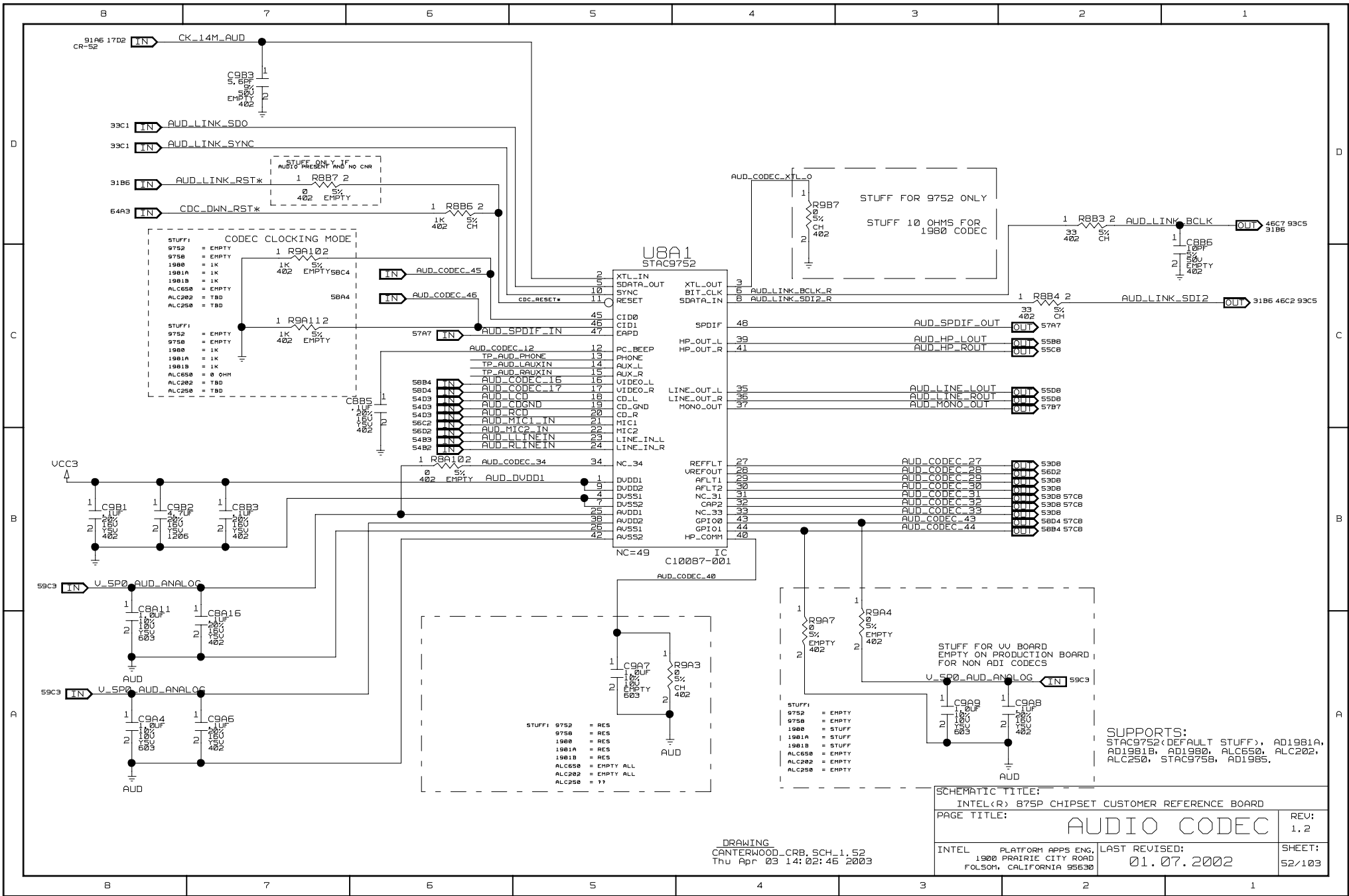
# LAN CSA INTERFACE REFERENCE

# MCH CSA INTERFACE REFERENCE



|  |   |
|--|---|
| SCHEMATIC TITLE:<br>INTEL(R) B75P CHIPSET CUSTOMER REFERENCE BOARD             |   |
| PAGE TITLE:<br><b>CSA INTERFACE REFERENCE</b>                                  | REV:<br>1.2                                     |
| INTEL PLATFORM APPS ENG,<br>1900 PRAIRIE CITY ROAD<br>FOLSOM, CALIFORNIA 95630 | LAST REVISED:<br>01.07.2002<br>SHEET:<br>51/103 |

DRAWING  
 CANTERWOOD\_CRB\_SCH\_1\_51  
 Thu Apr 03 14:02:46 2003



SUPPORTS:  
 STAC9752 (DEFAULT STUFF), AD1981A,  
 AD1981B, AD1980, ALC650, ALC202,  
 ALC250, STAC975B, AD1985.

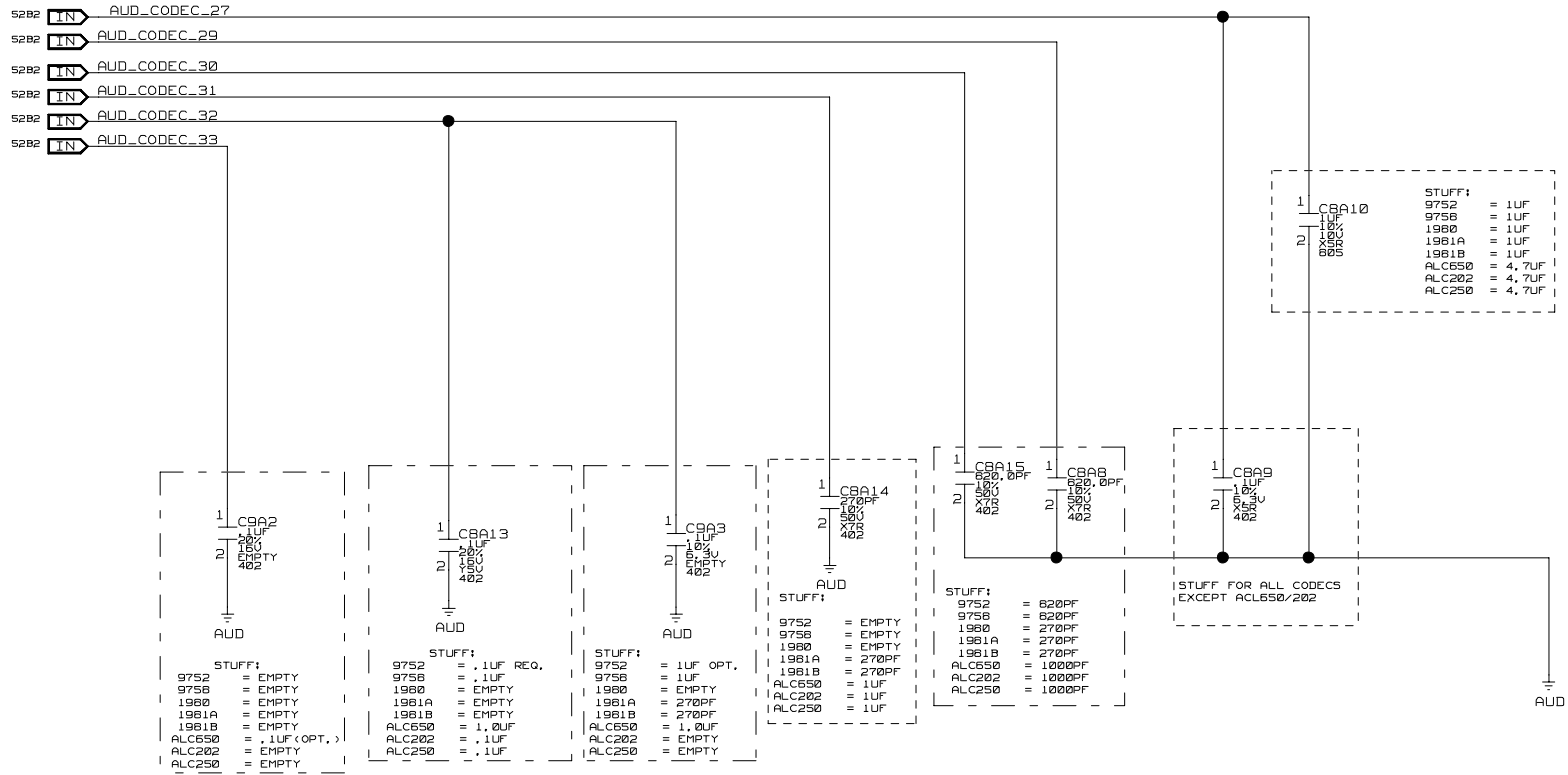
|  |  |                             |
|--|--|-----------------------------|
| SCHEMATIC TITLE:<br>INTEL(R) 875P CHIPSET CUSTOMER REFERENCE BOARD             |  | REV:<br>1, 2                |
| PAGE TITLE:<br><b>AUDIO CODEC</b>  |  | SHEET:<br>52/103            |
| INTEL PLATFORM APPS ENG,<br>1900 PRAIRIE CITY ROAD<br>FOLSOM, CALIFORNIA 95630 |  | LAST REVISED:<br>01.07.2002 |

DRAWING  
 CANTERWOOD\_CRB\_SCH\_1\_52  
 Thu Apr 03 14:02:46 2003



CR-53

KEEP CAPS AS CLOSE AS POSSIBLE TO AC97 CODEC.



CODEC FILTER CAPS:  
9752, 9758, 1980, 1981A, 1981B,  
ALC650, ALC202, ALC250

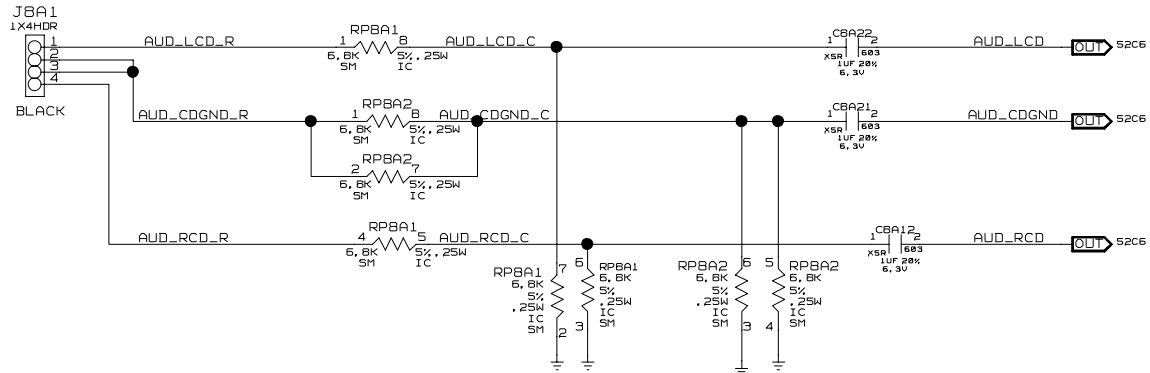
DEFAULT STUFFING STAC 9752

DRAWING CANTERWOOD\_CRB\_SCH\_1\_53 Thu Apr 03 14:02:46 2003

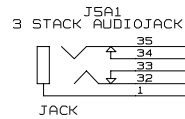
|  |                             |                  |
|--|-----------------------------|------------------|
| SCHEMATIC TITLE:<br>INTEL(R) 875P CHIPSET CUSTOMER REFERENCE BOARD             |                             | REV:<br>1.2      |
| PAGE TITLE:<br>CODEC FILTER CAPS   |                             | SHEET:<br>53/103 |
| INTEL PLATFORM APPS ENG.<br>1900 PRAIRIE CITY ROAD<br>FOLSOM, CALIFORNIA 95630 | LAST REVISED:<br>01.07.2002 |                  |

CR-54

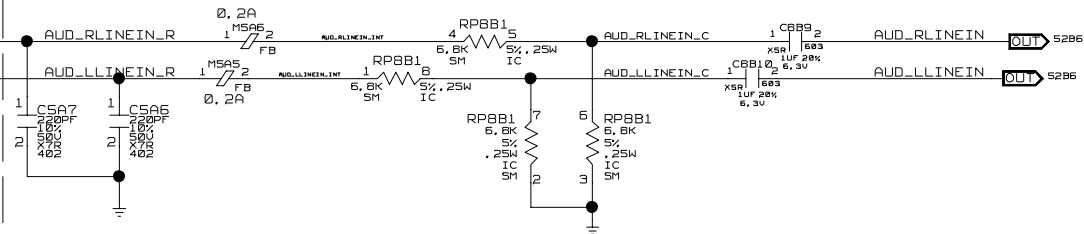
CD IN  
ATAPI HEADER



LINE IN



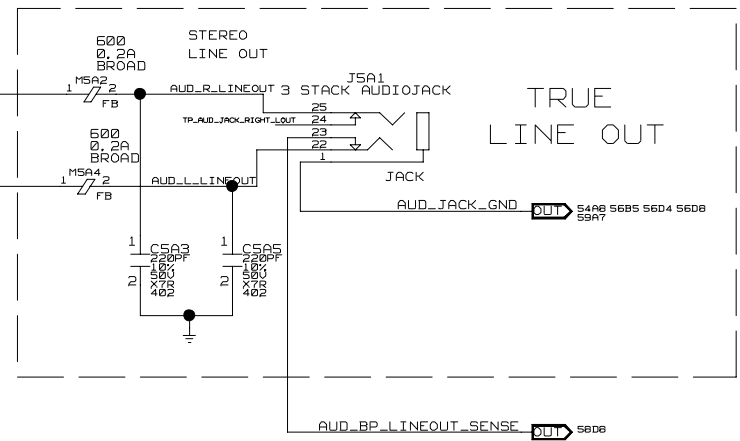
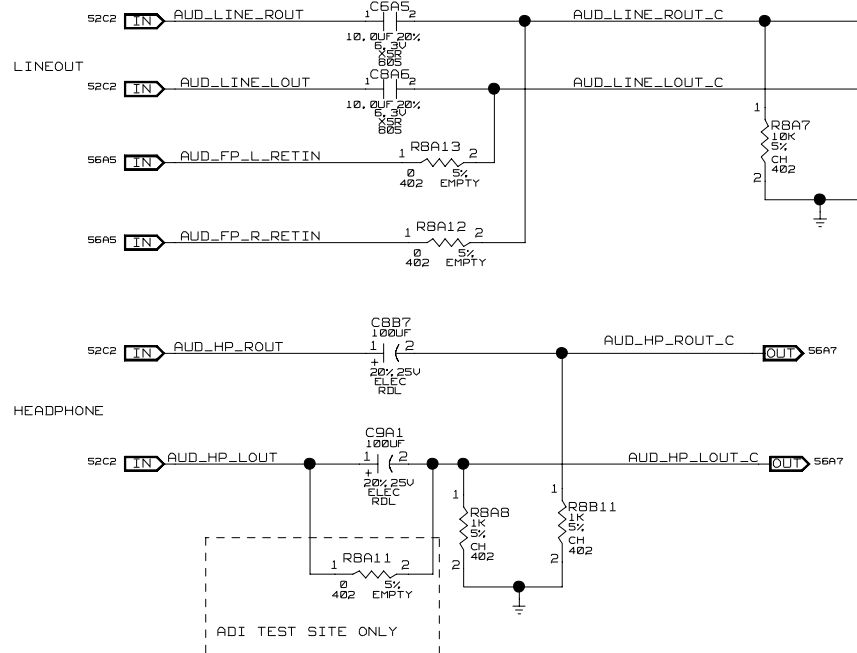
5604 56B5 55D2 59A7 56D8 OUT AUD\_JACK\_GND



|   |                          |
|---|--------------------------|
| SCHEMATIC TITLE:  |                          |
| INTEL(R) 875P CHIPSET CUSTOMER REFERENCE BOARD                            |                          |
| PAGE TITLE: CD IN ATAPI HEADER  | REV: 1.2                 |
| LINE IN CONN. (1 OF 3)  |                          |
| INTEL PLATFORM APPS ENG, 1900 PRAIRIE CITY ROAD, FOLSOM, CALIFORNIA 95630 | LAST REVISED: 01.07.2002 |
| SHEET: 54/103   |                          |

DRAWING  
CANTERWOOD\_CRB\_SCH\_1\_54  
Thu Apr 03 14:02:47 2003

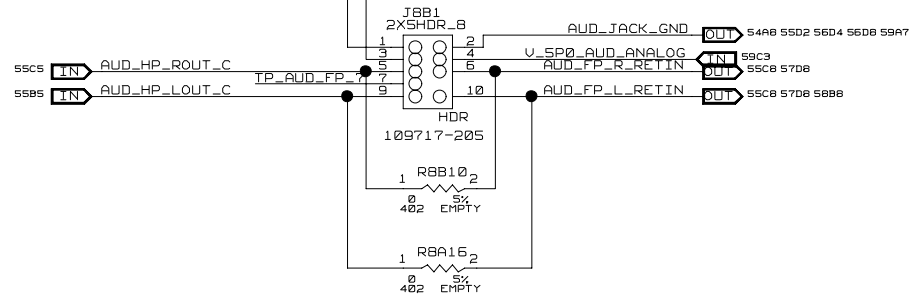
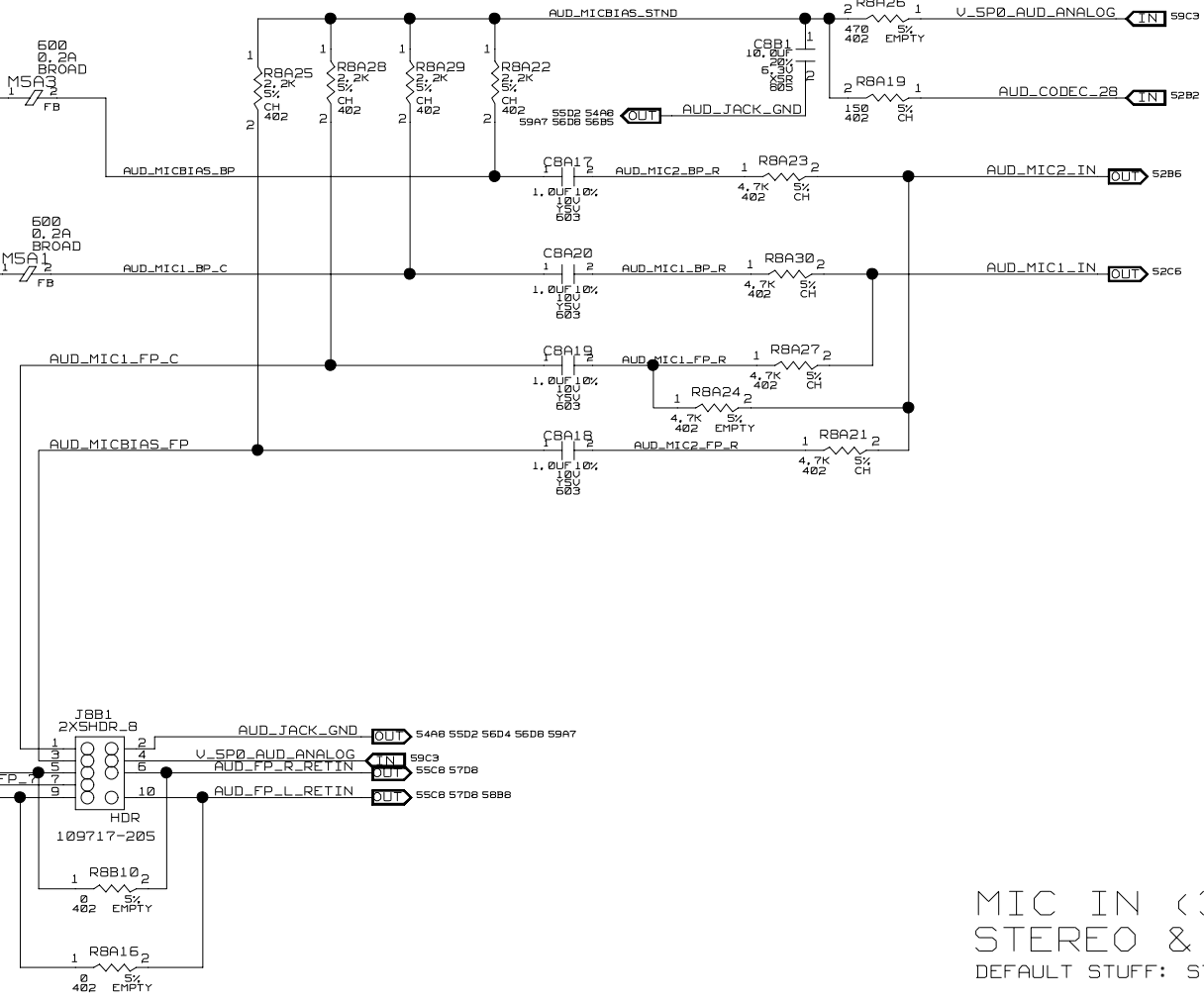
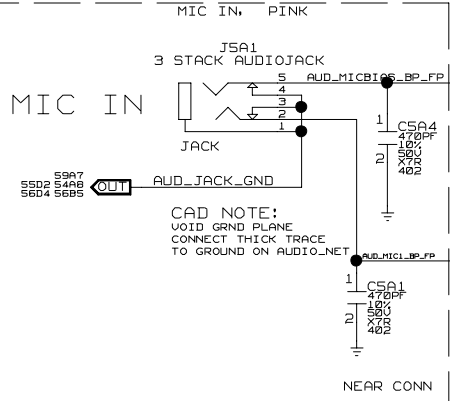
CR-55



|  |  |  |  |
|--|--|--|--|
| SCHEMATIC TITLE:   |  | INTEL(R) B75P CHIPSET CUSTOMER REFERENCE BOARD |  |
| PAGE TITLE:  |  | LINE OUT CONN. (2 OF 3)                        |  |
| INTEL PLATFORM APPS ENG,<br>1900 PRAIRIE CITY ROAD<br>FOLSOM, CALIFORNIA 95630 |  | LAST REVISED:<br>01.07.2002                    |  |
|  |  | REV:<br>1.2                                    |  |
|  |  | SHEET:<br>55/103                               |  |

DRAWING  
 CANTERWOOD\_CRB\_SCH\_1\_55  
 Thu Apr 03 14:02:47 2003

CR-56

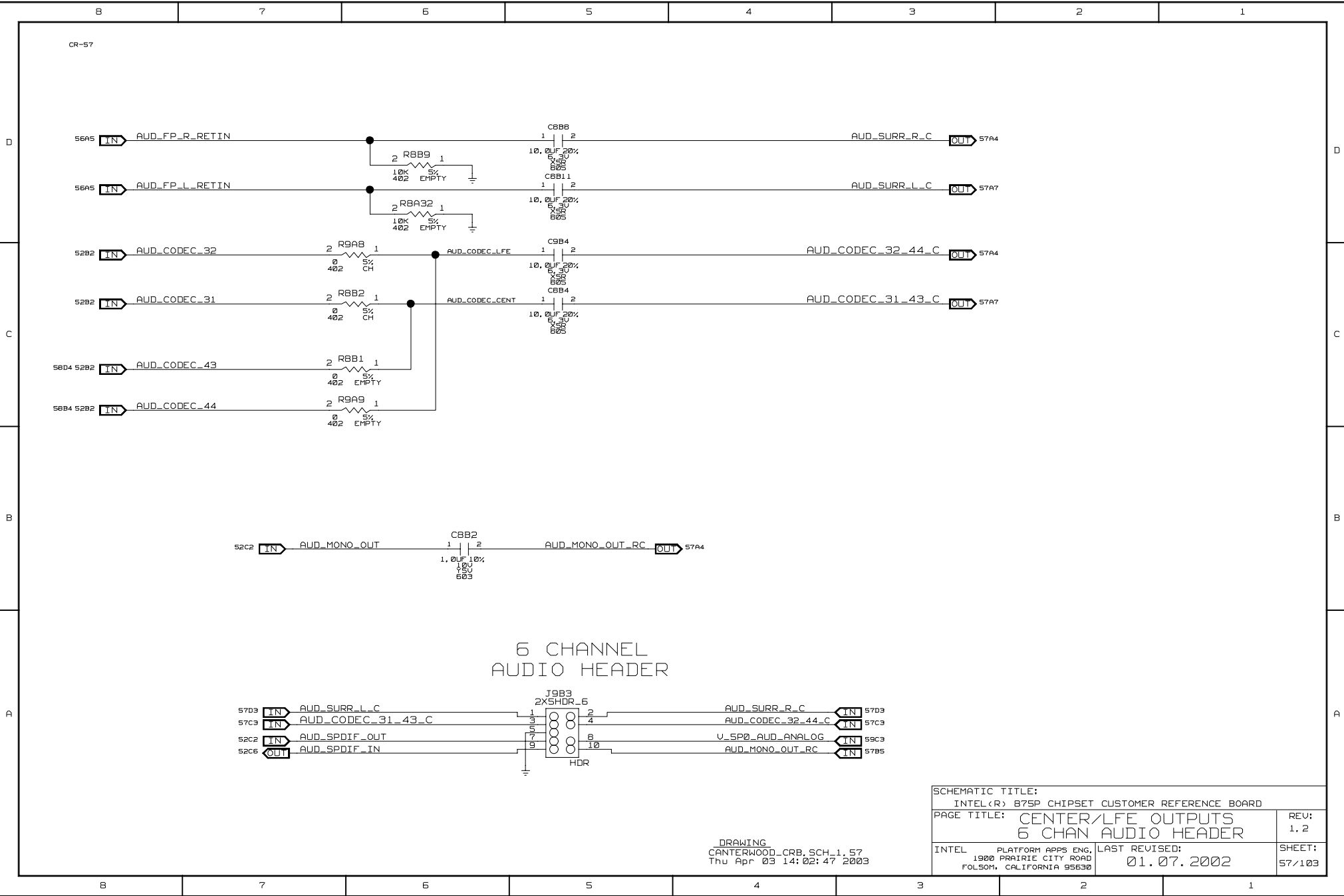


MIC IN (3 OF 3):  
STEREO & MONO  
DEFAULT STUFF: STEREO MIC

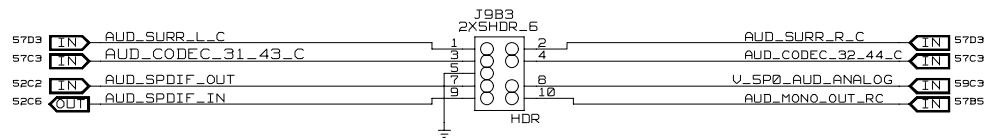
|  |   |
|--|---|
| SCHEMATIC TITLE:<br>INTEL(R) 875P CHIPSET CUSTOMER REFERENCE BOARD             |   |
| PAGE TITLE:<br>FP AUDIO HEADER   | REV:<br>1.2                                     |
| INTEL PLATFORM APPS ENG,<br>1900 PRAIRIE CITY ROAD<br>FOLSOM, CALIFORNIA 95630 | LAST REVISED:<br>01.07.2002<br>SHEET:<br>56/103 |

DRAWING  
CANTERWOOD-CRB\_SCH\_1\_56  
Thu Apr 03 14:02:47 2003

CR-57



### 6 CHANNEL AUDIO HEADER



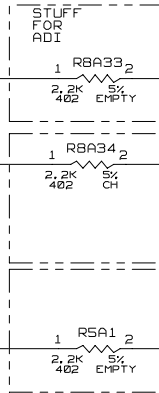
|  |                             |
|--|-----------------------------|
| SCHEMATIC TITLE:   |                             |
| INTEL(R) B75P CHIPSET CUSTOMER REFERENCE BOARD                                 |                             |
| PAGE TITLE:  | REV:                        |
| CENTER/LFE OUTPUTS<br>6 CHAN AUDIO HEADER                                      | 1.2                         |
| INTEL PLATFORM APPS ENG,<br>1900 PRAIRIE CITY ROAD<br>FOLSOM, CALIFORNIA 95630 | LAST REVISED:<br>01.07.2002 |
|  | SHEET:<br>57/103            |

DRAWING  
CANTERWOOD\_CRB\_SCH\_1\_57  
Thu Apr 03 14:02:47 2003

CR-58

# LINE OUT JACK SENSING

55C2 **IN** AUD\_BP\_LINEOUT\_SENSE



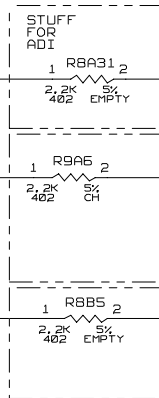
AUD\_CODEC\_17 **OUT** 52C6

AUD\_CODEC\_43 **OUT** 52B2 57C8

AUD\_CODEC\_45 **OUT** 52C6

# HEADPHONE JACK SENSING

56A5 **IN** AUD\_FP\_L\_RETIN



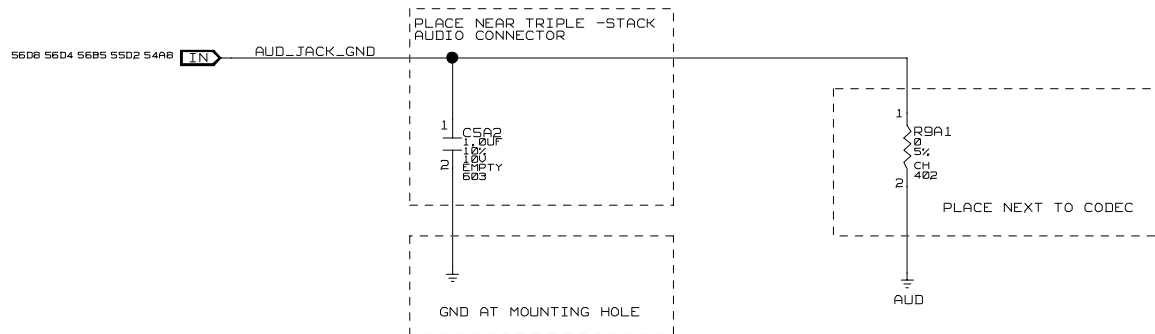
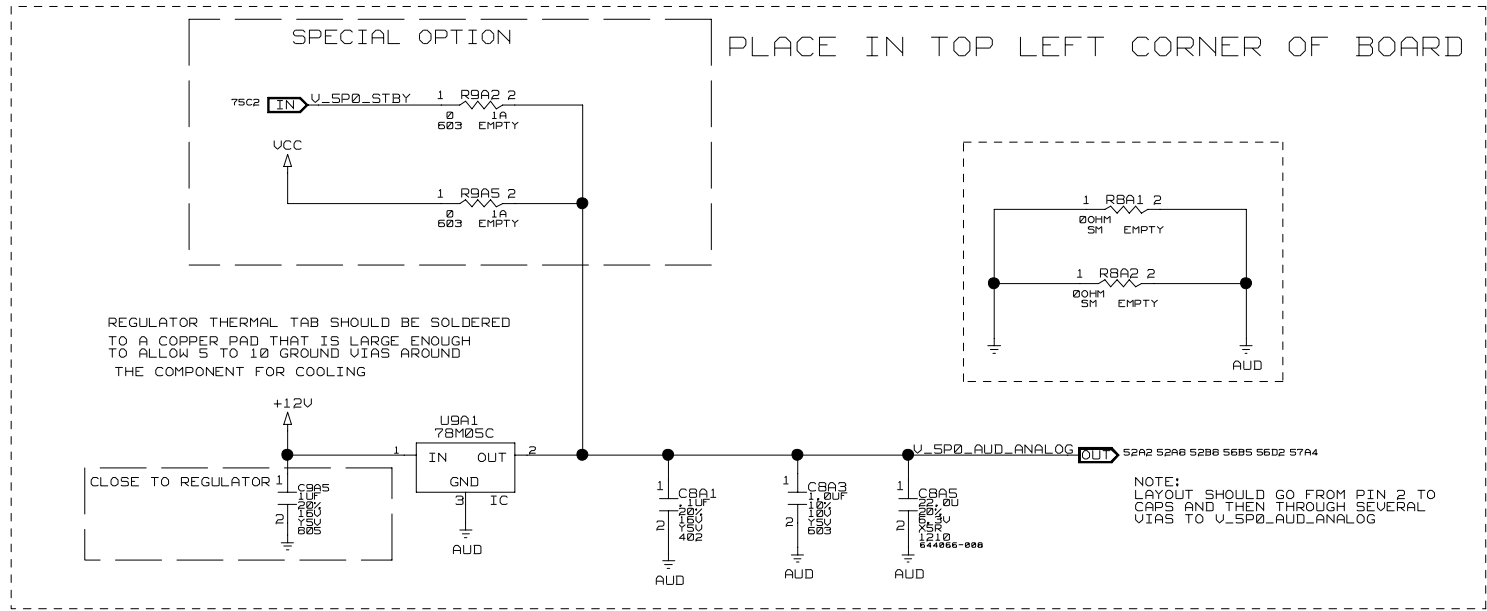
AUD\_CODEC\_16 **OUT** 52C6

AUD\_CODEC\_44 **OUT** 52B2 57C8

AUD\_CODEC\_46 **OUT** 52C6

DRAWING  
CANTERWOOD\_CRB\_SCH\_1\_58  
Thu Apr 03 14:02:47 2003

|  |                             |                  |
|--|-----------------------------|------------------|
| SCHEMATIC TITLE:<br>INTEL(R) 875P CHIPSET CUSTOMER REFERENCE BOARD             |                             | REV:<br>1.2      |
| PAGE TITLE:<br><b>AUDIO JACK SENSING</b>                                       |                             | SHEET:<br>58/103 |
| INTEL PLATFORM APPS ENG,<br>1900 PRAIRIE CITY ROAD<br>FOLSOM, CALIFORNIA 95630 | LAST REVISED:<br>01.07.2002 |                  |



|  |   |
|--|---|
| SCHEMATIC TITLE:<br>INTEL(R) 875P CHIPSET CUSTOMER REFERENCE BOARD             |   |
| PAGE TITLE:<br><b>AUDIO VREG</b>   | REV:<br>1.2                                     |
| INTEL PLATFORM APPS ENG,<br>1900 PRAIRIE CITY ROAD<br>FOLSOM, CALIFORNIA 95630 | LAST REVISED:<br>01.07.2002<br>SHEET:<br>59/103 |

DRAWING  
CANTERWOOD\_CRB\_SCH\_1\_59  
Thu Apr 03 14:02:48 2003

8 7 6 5 4 3 2 1

CR-60

D

D

C

C

B

B

A

A

BLANK PAGE

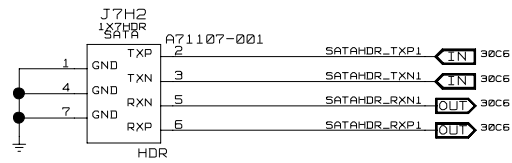
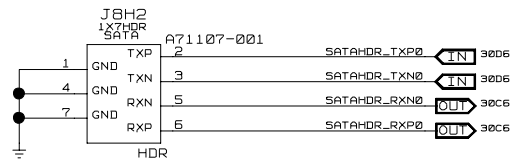
|                  |  |  |                  |
|------------------|--|--|------------------|
| SCHEMATIC TITLE: |  | INTEL(R) 875P CHIPSET CUSTOMER REFERENCE BOARD |                  |
| PAGE TITLE:      |  |  | REV:<br>1.2      |
| INTEL            | PLATFORM APPS ENG,<br>1900 PRAIRIE CITY ROAD<br>FOLSOM, CALIFORNIA 95630 | LAST REVISED:<br>01.07.2002                    | SHEET:<br>60/103 |

DRAWING  
 CANTERWOOD\_CRB\_SCH\_1\_60  
 Thu Apr 03 14:02:48 2003

8 7 6 5 4 3 2 1



CR-61



DRAWING  
 CANTERWOOD\_CRB\_SCH\_1\_61  
 Thu Apr 03 14:02:48 2003

|  |                             |  |
|--|-----------------------------|--|
| SCHEMATIC TITLE:   |                             | INTEL(R) 875P CHIPSET CUSTOMER REFERENCE BOARD |
| PAGE TITLE:  |                             | SATA CONNECTORS                                |
| INTEL PLATFORM APPS ENG,<br>1900 PRAIRIE CITY ROAD<br>FOLSOM, CALIFORNIA 95630 | LAST REVISED:<br>01.07.2002 | REV:<br>1.2<br>SHEET:<br>61/103                |

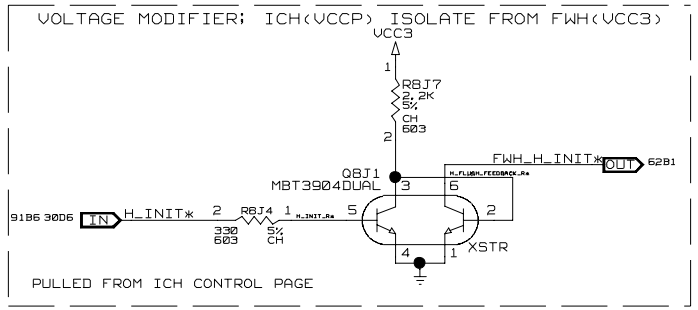
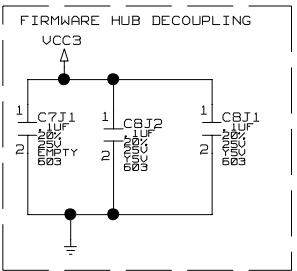
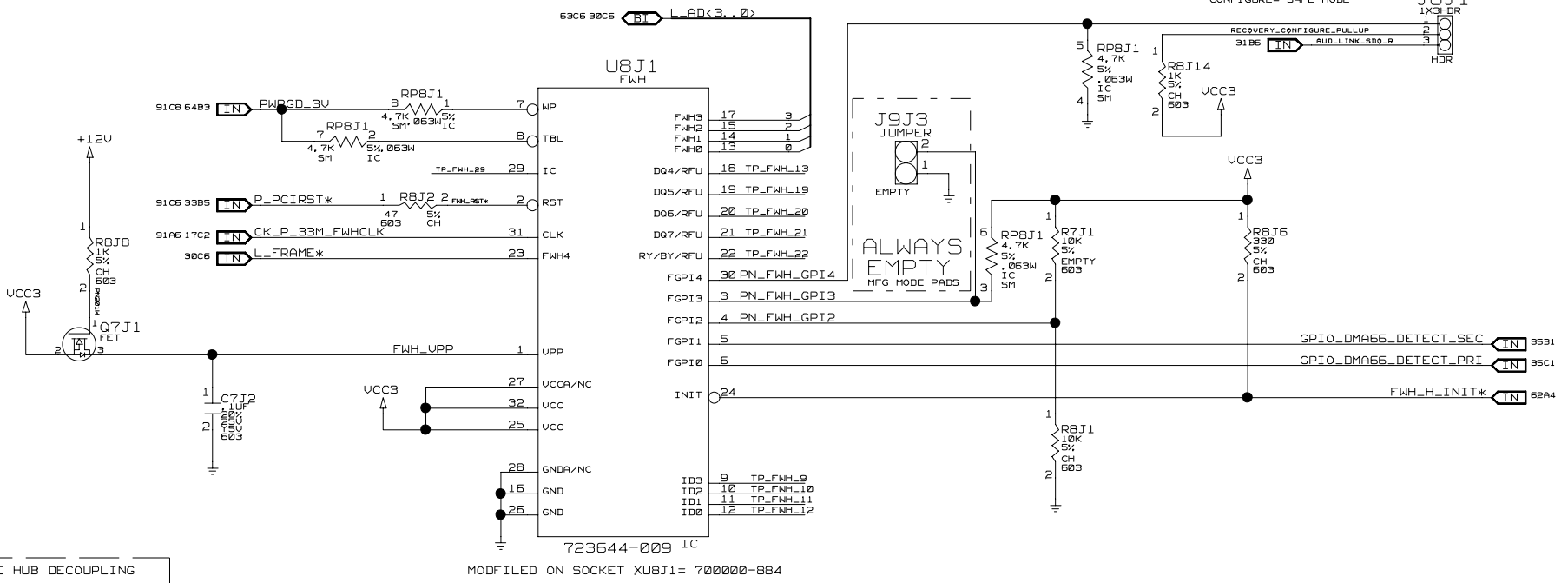
CR-62  
 800 26 000  
 LAST\_USED:  
 R215W  
 C203W  
 RP203W  
 TP\_FWH\_22  
 U201W  
 Q201W  
 J202W

| RECOVER/CONFIGURE HEADER | MODE      |
|--------------------------|-----------|
| JUMPER ON 1-2 *          | NORMAL    |
| JUMPER ON 2-3            | CONFIGURE |
| JUMPER REMOVED           | RECOVERY  |

\* DEFAULT JUMPER SETTING

ATTRIBUTES:  
 ROOM=FWH  
 BOM=FWH\_OPT

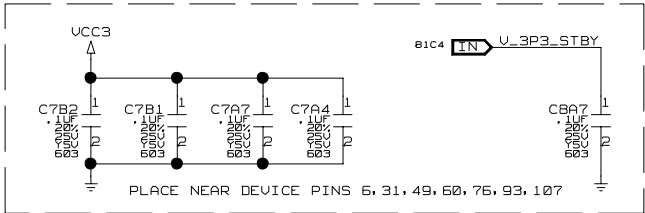
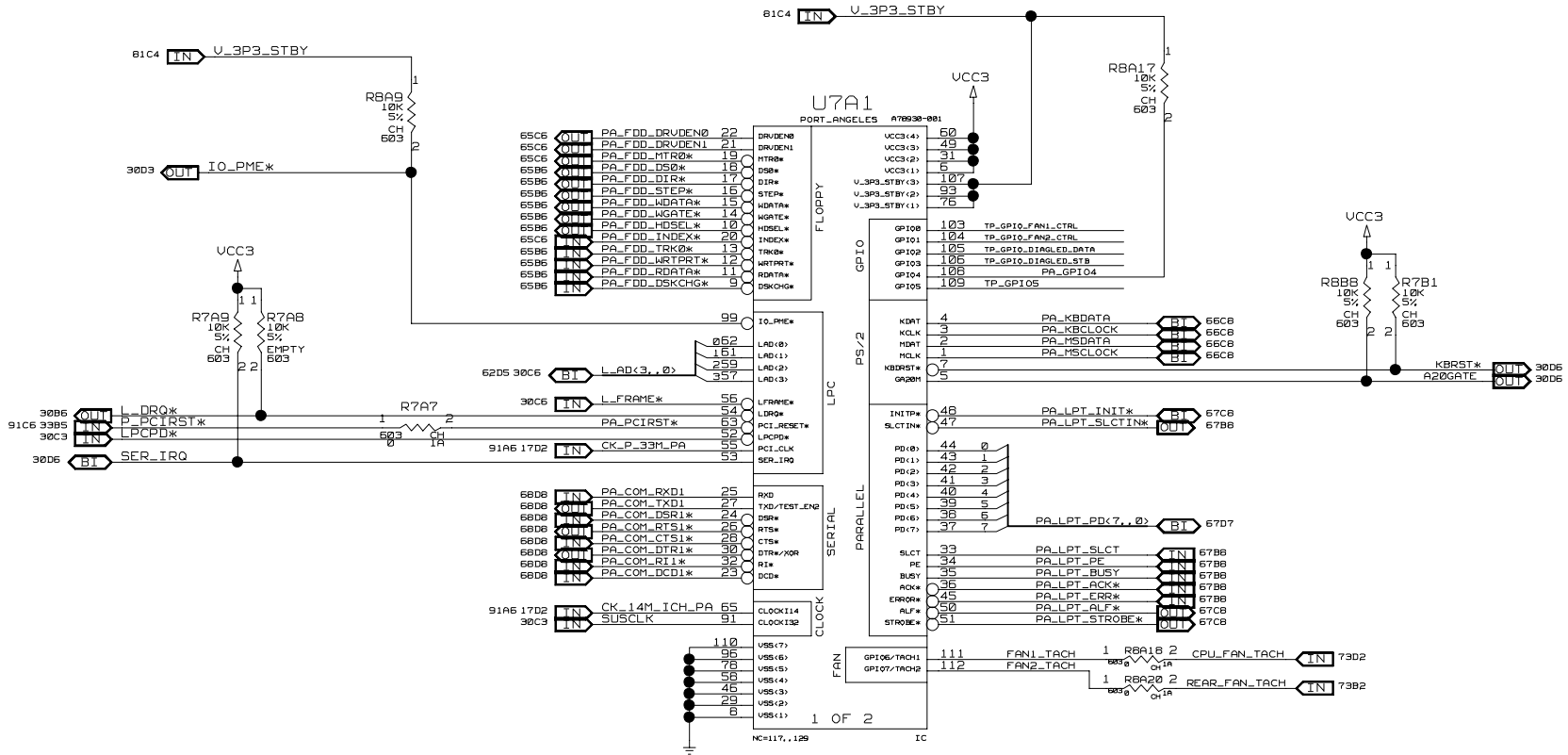
CONFIGURE= SAFE MODE



|  |                             |
|--|-----------------------------|
| SCHEMATIC TITLE:   |                             |
| INTEL(R) 875P CHIPSET CUSTOMER REFERENCE BOARD                                 |                             |
| PAGE TITLE:  | FIRMWARE HUB                |
| INTEL PLATFORM APPS ENG,<br>1900 PRAIRIE CITY ROAD<br>FOLSOM, CALIFORNIA 95630 | LAST REVISED:<br>01.07.2002 |
| REV:<br>1.2  | SHEET:<br>62/103            |

DRAWING  
 CANTERWOOD-CRB\_SCH\_1.62  
 Thu Apr 03 14:02:48 2003

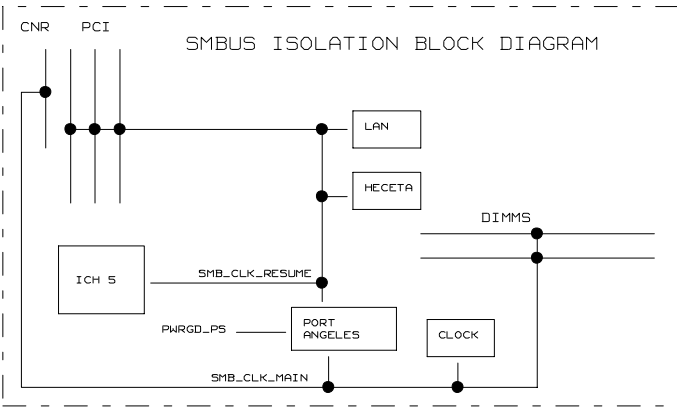
CR-63



|  |                             |
|--|-----------------------------|
| SCHEMATIC TITLE:   |                             |
| INTEL(R) 875P CHIPSET CUSTOMER REFERENCE BOARD                                 |                             |
| PAGE TITLE:  | REV:                        |
| PORT ANGELES ( 1 OF 2 )  | 1.2                         |
| INTEL PLATFORM APPS ENG,<br>1900 PRAIRIE CITY ROAD<br>FOLSOM, CALIFORNIA 95630 | LAST REVISED:<br>01.07.2002 |
|  | SHEET:<br>63/103            |

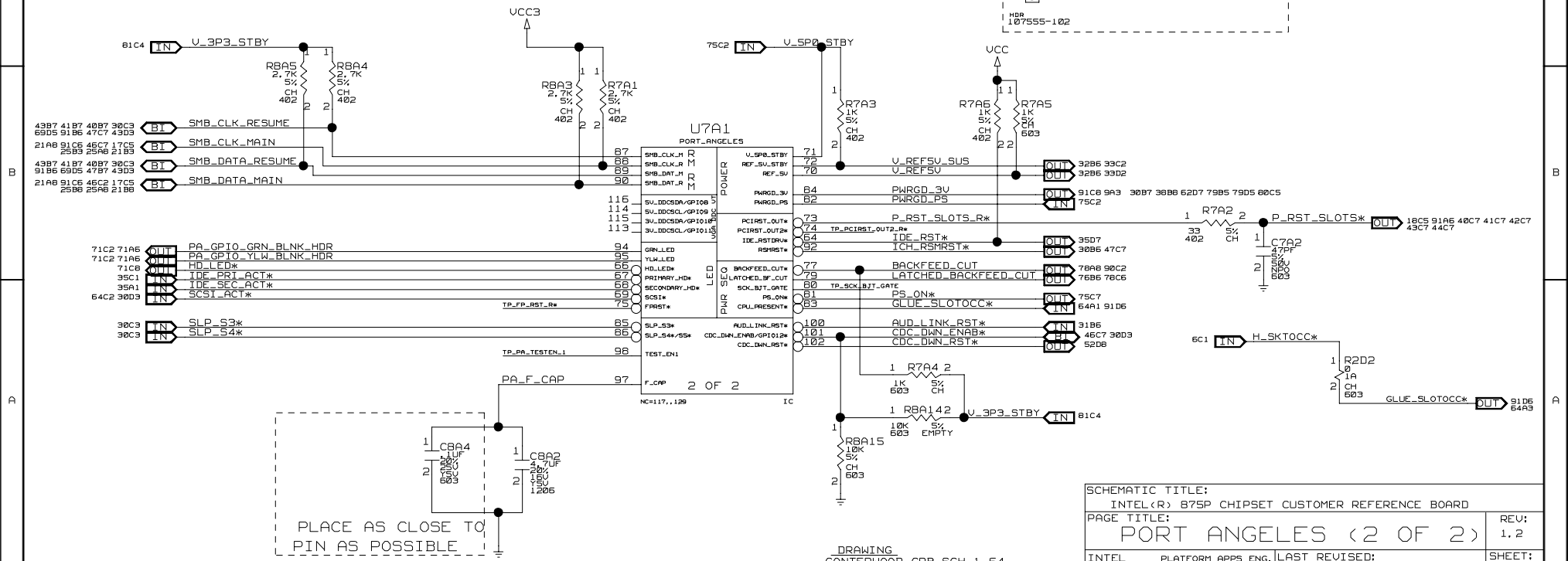
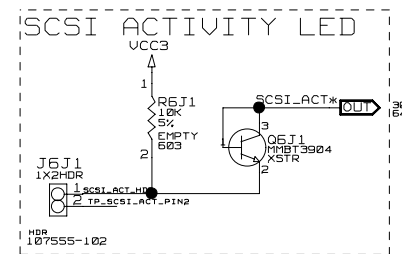
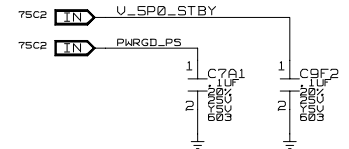
DRAWING  
CANTERWOOD\_CRB\_SCH\_1\_63  
Thu Apr 03 14:02:48 2003

CR-64



PORT\_ANGELAS 2 OF 2 INPUTS  
 8215 PORT\_ANGELAS\_2\_02\_1516764797

| PIN | FUNCTION             | TYPE       |
|-----|----------------------|------------|
| 1   | TEST_EN              | 3IPD       |
| 2   | AUD_LINK_RST*        | SI         |
| 3   | CDC_DWN_ENAB/GPIO12* | SI/O12     |
| 70  | PRIMARY_HD*          | 3ISPU_400  |
| 71  | SECONDARY_HD*        | 3ISPU_400  |
| 72  | SCSI*                | 3ISPU_400  |
| 75  | FPRST*               | 3ISPU_400  |
| 80  | PWRGD_PS             | 3ISPU_400  |
| 81  | CPU_PRESENT*         | 3ISPU_400  |
| 83  | SLP_S3*              | 3IS_400    |
| 84  | SLP_S5*              | 3IS_400    |
| 87  | SMB_CLK_M            | 3IOD5      |
| 88  | SMB_CLK_R            | 3IOD5      |
| 89  | SMB_DAT_M            | 3IOD5      |
| 90  | SMB_DAT_R            | 3IOD5      |
| 124 | SV_DDCSDA/GPIO8      | 3I0B6/3108 |
| 125 | SV_DDCSCL/GPIO9      | 3I0B6/3108 |
| 126 | SV_DDCSDA/GPIO10     | 3I0B6/3108 |
| 127 | SV_DDCSCL/GPIO11     | 3I0B6/3108 |

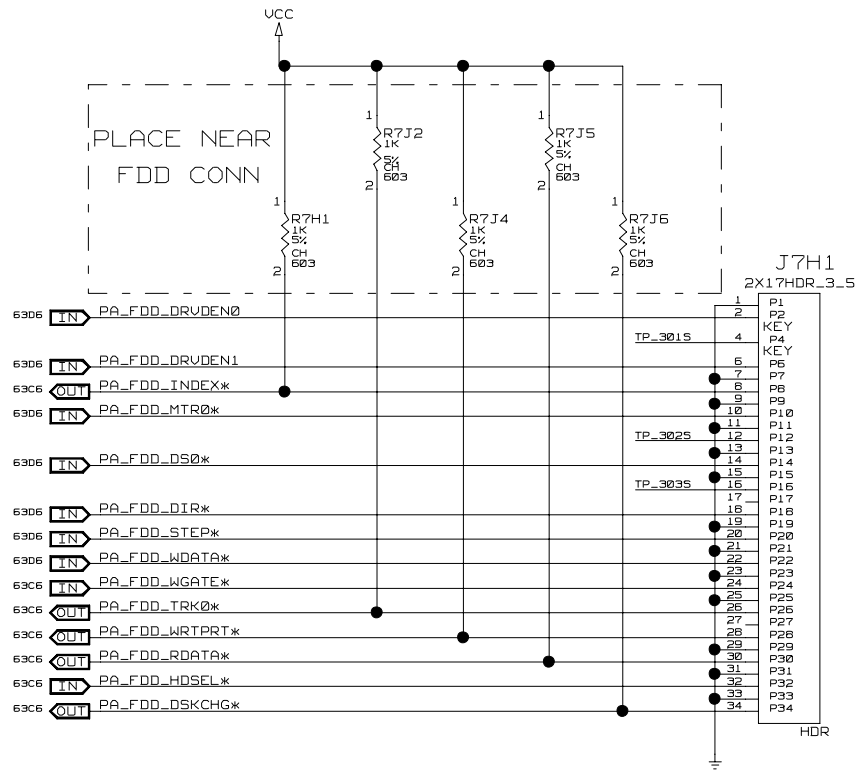


PLACE AS CLOSE TO  
 PIN AS POSSIBLE

|  |                             |                  |
|--|-----------------------------|------------------|
| SCHEMATIC TITLE:   |                             |                  |
| INTEL(R) 875P CHIPSET CUSTOMER REFERENCE BOARD                                 |                             |                  |
| PAGE TITLE:  | PORT ANGELES (2 OF 2)       | REV: 1.2         |
| INTEL PLATFORM APPS ENG,<br>1900 PRAIRIE CITY ROAD<br>FOLSOM, CALIFORNIA 95630 | LAST REVISED:<br>01.07.2002 | SHEET:<br>64/103 |

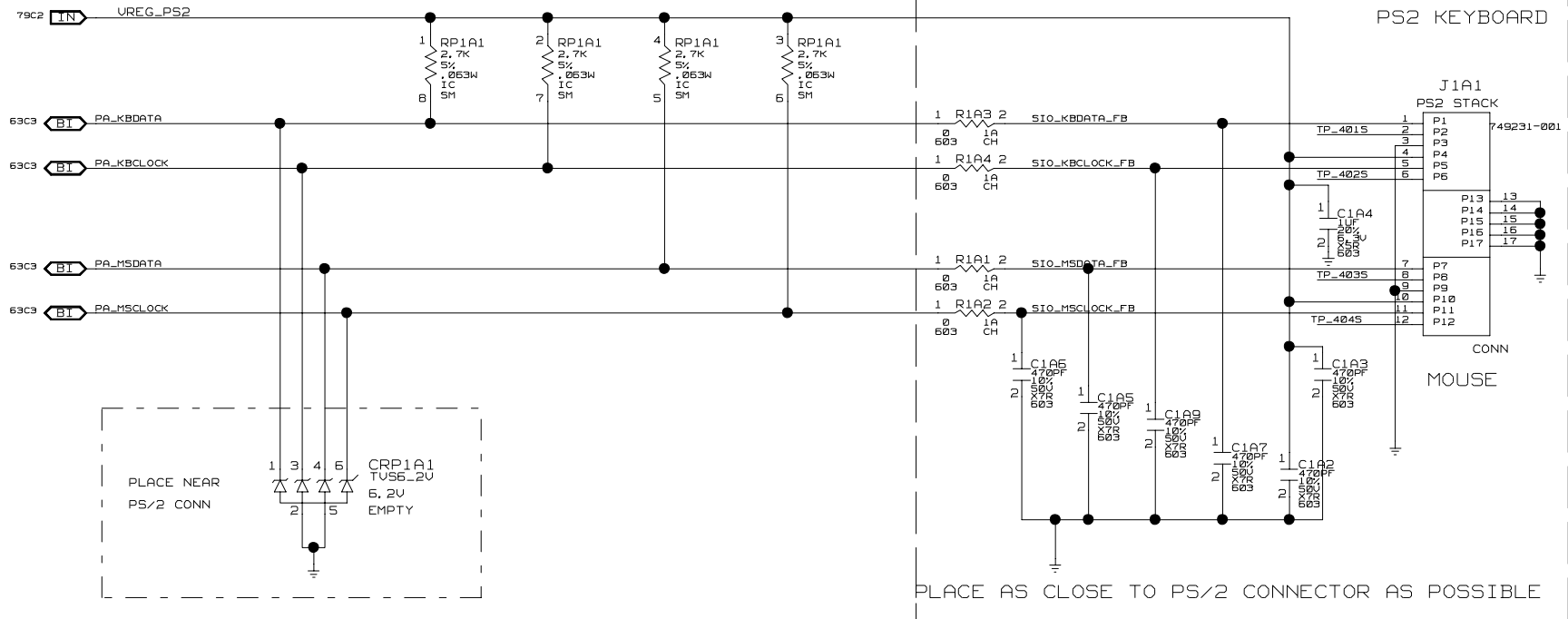
DRAWING  
 CANTERWOOD\_CRB\_SCH\_1\_64  
 Thu Apr 03 14:02:49 2003

CR-65



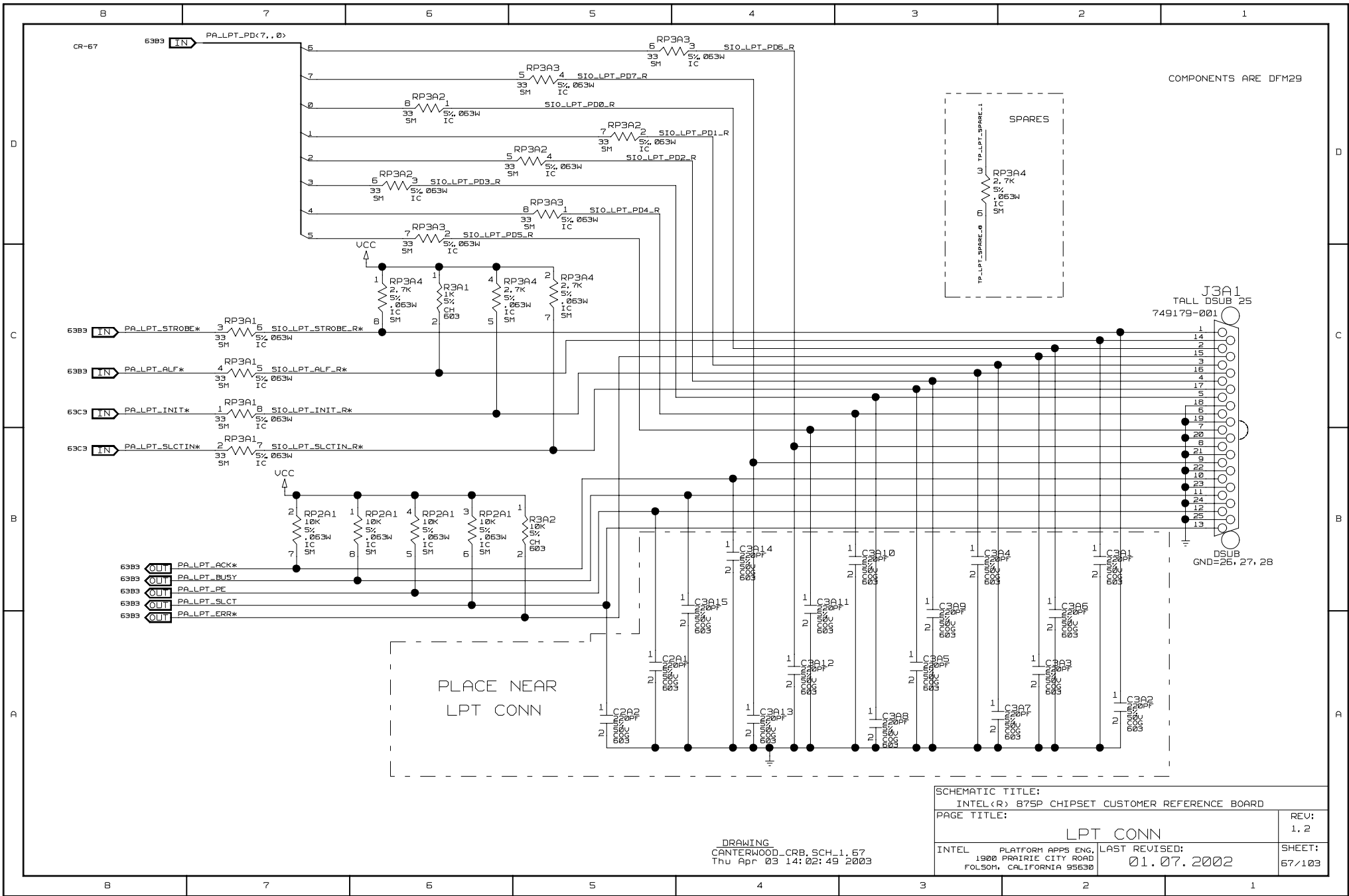
|  |                             |
|--|-----------------------------|
| SCHEMATIC TITLE:   |                             |
| INTEL(R) 875P CHIPSET CUSTOMER REFERENCE BOARD                                 |                             |
| PAGE TITLE:  | FDD CONN                    |
| REV:   | 1.2                         |
| INTEL PLATFORM APPS ENG,<br>1900 PRAIRIE CITY ROAD<br>FOLSOM, CALIFORNIA 95630 | LAST REVISED:<br>01.07.2002 |
| SHEET:   | 65/103                      |

DRAWING  
 CANTERWOOD\_CRB\_SCH\_1\_65  
 Thu Apr 03 14:02:49 2003

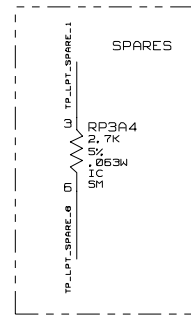


|  |                          |               |
|--|--------------------------|---------------|
| SCHEMATIC TITLE:                               |                          | REV:          |
| INTEL(R) B75P CHIPSET CUSTOMER REFERENCE BOARD |                          | 1.2           |
| PAGE TITLE:                                    |                          | SHEET:        |
| ATX DOUBLE-STACKED                             |                          | 66/103        |
| INTEL  | PLATFORM APPS ENG.       | LAST REVISED: |
| 1900 PRAIRIE CITY ROAD                         | FOLSOM, CALIFORNIA 95630 | 01.07.2002    |

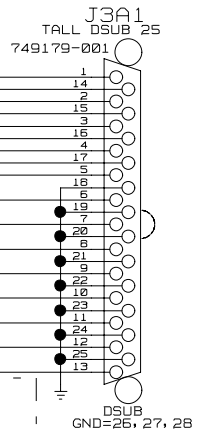
DRAWING  
CANTERWOOD\_CRB\_SCH\_1\_66  
Thu Apr 03 14:02:49 2003



COMMENTS ARE DFM29



PLACE NEAR  
LPT CONN



|  |  |                             |
|--|--|-----------------------------|
| SCHEMATIC TITLE:<br>INTEL(R) 875P CHIPSET CUSTOMER REFERENCE BOARD             |  | REV:<br>1.2                 |
| PAGE TITLE:<br>LPT CONN  |  | SHEET:<br>67/103            |
| INTEL PLATFORM APPS ENG,<br>1900 PRAIRIE CITY ROAD<br>FOLSOM, CALIFORNIA 95630 |  | LAST REVISED:<br>01.07.2002 |

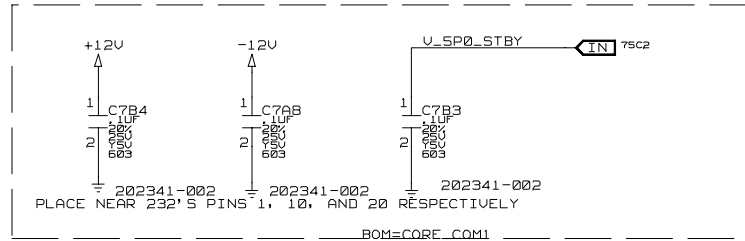
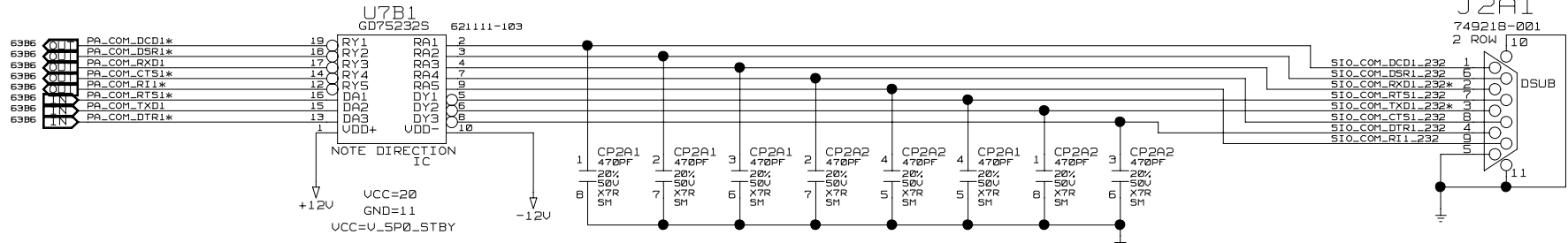
DRAWING  
CANTERWOOD\_CRB\_SCH\_1.67  
Thu Apr 03 14:02:49 2003

CR-68

COMPONENTS ARE DFM31

DO NOT USE NATIONAL  
OR GOLDSTAR PARTS OF THIS  
BASE P/N

SERIAL PORT A



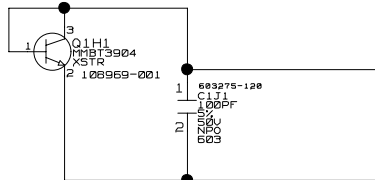
|  |   |                  |
|--|---|------------------|
| SCHEMATIC TITLE:<br>INTEL(R) 875P CHIPSET CUSTOMER REFERENCE BOARD |   | REV:<br>1.2      |
| PAGE TITLE:<br>SERIAL PORT A                                       |   | SHEET:<br>68/103 |
| INTEL<br>1900 PRAIRIE CITY ROAD<br>FOLSOM, CALIFORNIA 95630        | PLATFORM APPS ENG,<br>LAST REVISED:<br>01.07.2002 |                  |

DRAWING  
CANTERWOOD\_CRB\_SCH\_1.68  
Thu Apr 03 14:02:49 2003



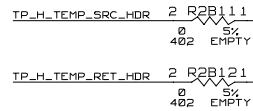
CR-69

CAD NOTE:  
SOUTHEAST THERMAL ZONE SENSOR  
PLACE BELOW DIMMS



CAD NOTE:  
10MIL TRACE ON SE\_ZONE\_TDN AND \_TDP

ALL STUFFED IF HECETA5  
ALL EMPTY IF HECETA4



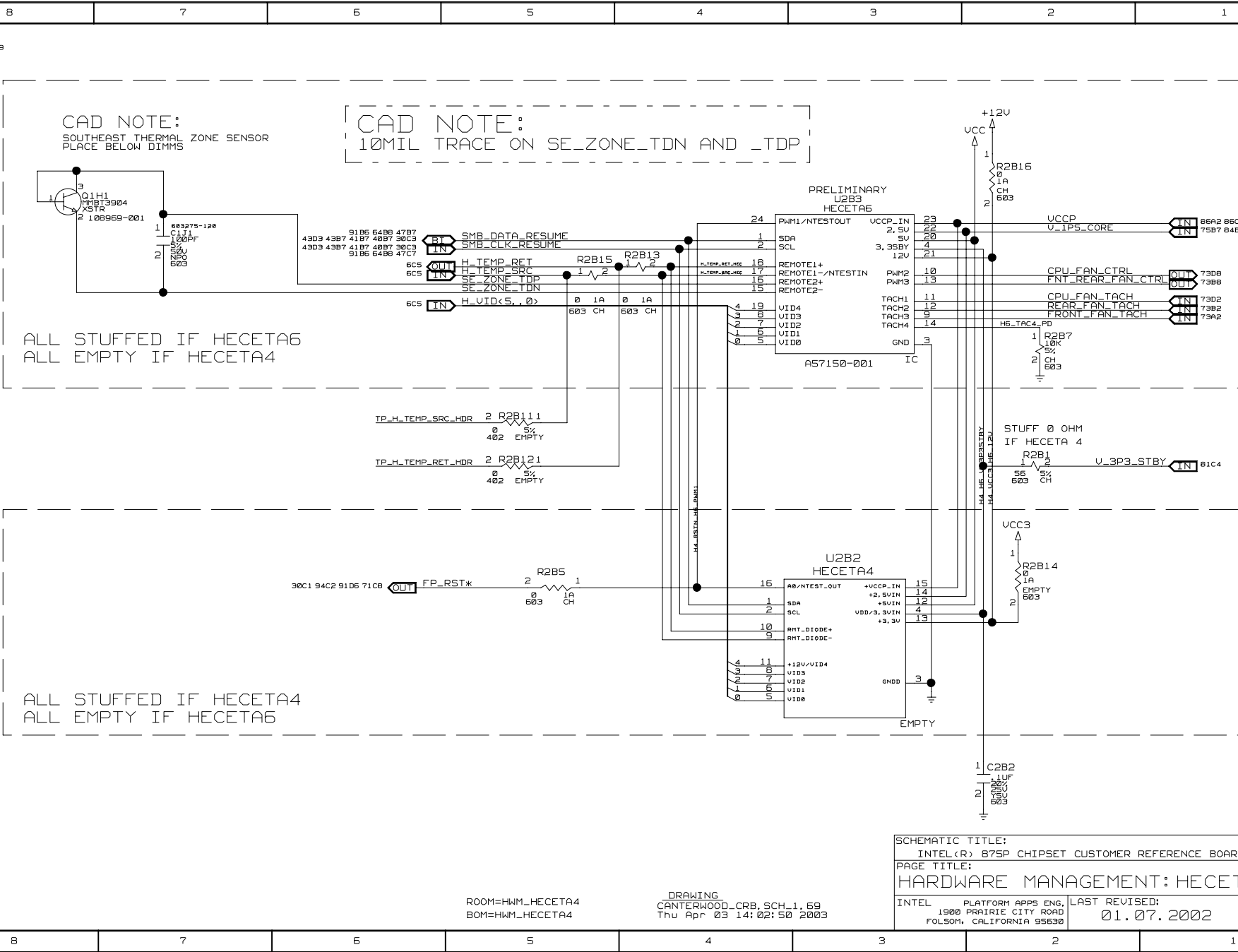
ALL STUFFED IF HECETA4  
ALL EMPTY IF HECETA5



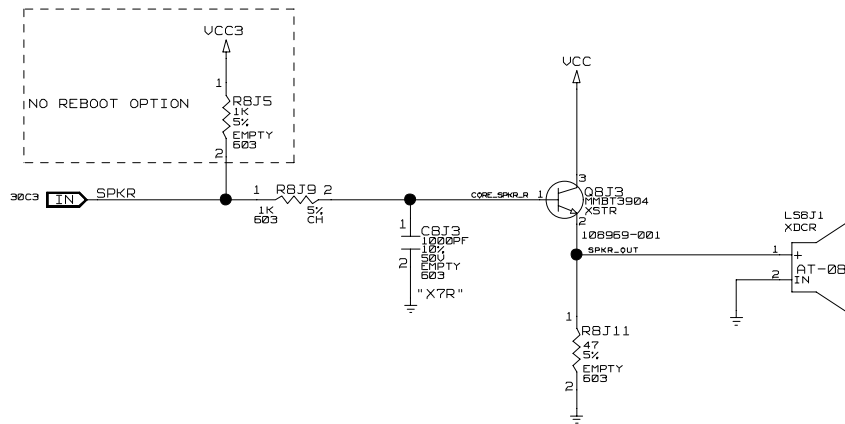
ROOM=HWM\_HECETA4  
BOM=HWM\_HECETA4

DRAWING  
CANTERWOOD\_CRB\_SCH\_1\_69  
Thu Apr 03 14:02:50 2003

|  |   |                  |
|--|---|------------------|
| SCHEMATIC TITLE:<br>INTEL(R) B75P CHIPSET CUSTOMER REFERENCE BOARD |   | REV:<br>1.2      |
| PAGE TITLE:<br>HARDWARE MANAGEMENT: HECETA                         |   | SHEET:<br>69/103 |
| INTEL<br>1900 PRAIRIE CITY ROAD<br>FOLSOM, CALIFORNIA 95630        | PLATFORM APPS ENG.<br>LAST REVISED:<br>01.07.2002 |                  |



CR-70



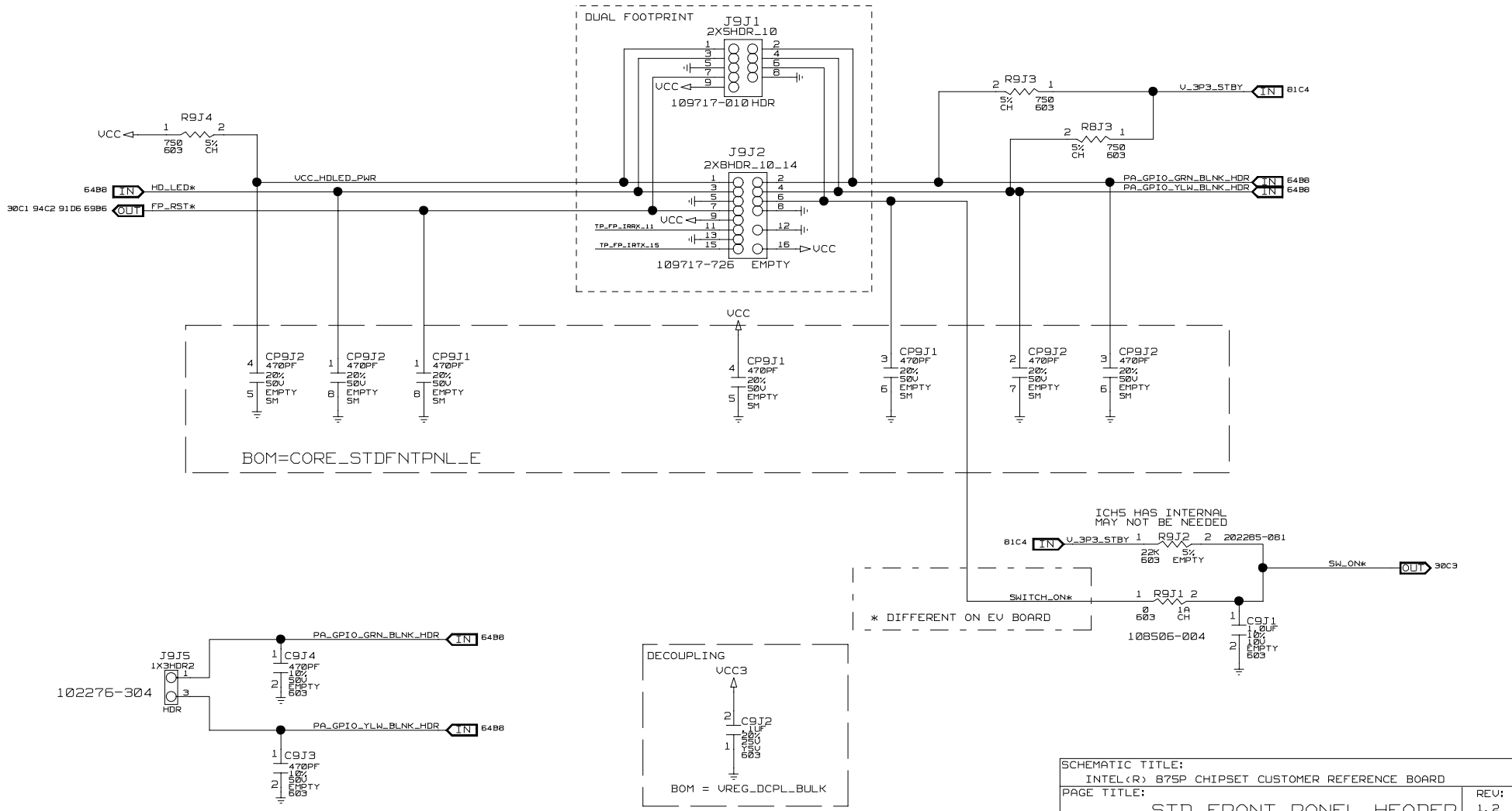
|                  |  |  |
|------------------|--|--|
| SCHEMATIC TITLE: |  | INTEL(R) 875P CHIPSET CUSTOMER REFERENCE BOARD |
| PAGE TITLE:      |  | SPEAKER  |
| INTEL            | PLATFORM APPS ENG,<br>1900 PRAIRIE CITY ROAD<br>FOLSOM, CALIFORNIA 95630 | LAST REVISED:<br>01.07.2002                    |
|                  |  | REV:<br>1.2                                    |
|                  |  | SHEET:<br>70/103                               |

DRAWING  
 CANTERWOOD\_CRB\_SCH\_1\_70  
 Thu Apr 03 14:02:50 2003

CR-71

LAST\_USED:  
R1105S  
C1104S  
J1101S

ATTRIBUTES:  
BOM=SIO\_STDFNTPNL  
ROOM=SIO\_STDFNTPNL



|  |                             |
|--|-----------------------------|
| SCHEMATIC TITLE:   |                             |
| INTEL(R) 875P CHIPSET CUSTOMER REFERENCE BOARD                                 |                             |
| PAGE TITLE:  | REV:                        |
| STD FRONT PANEL HEADER   | 1.2                         |
| INTEL PLATFORM APPS ENG,<br>1900 PRAIRIE CITY ROAD<br>FOLSOM, CALIFORNIA 95630 | LAST REVISED:<br>01.07.2002 |
|  | SHEET:<br>71/103            |

[PAGE\_TITLE=STD\_FRONT\_PANEL\_HEADER]  
DRAWING: CANTERWOOD, SCH\_1\_71, 14702, 50 2003

CR-72

# PB MOUNTING HOLES

J1G1  
 MTG\_HOLE  
 NCG 9  
 EMPTY  
 GND=1, 2, 3, 4, 5, 6, 7, 8

J9J4  
 MTG\_HOLE  
 NCG 9  
 EMPTY  
 GND=1, 2, 3, 4, 5, 6, 7, 8

J5G1  
 MTG\_HOLE  
 NCG 9  
 EMPTY  
 GND=1, 2, 3, 4, 5, 6, 7, 8

J5J2  
 MTG\_HOLE  
 NCG 9  
 EMPTY  
 GND=1, 2, 3, 4, 5, 6, 7, 8

J9G1  
 MTG\_HOLE  
 NCG 9  
 EMPTY  
 GND=1, 2, 3, 4, 5, 6, 7, 8

J1B1  
 MTG\_HOLE  
 NCG 9  
 EMPTY  
 GND=1, 2, 3, 4, 5, 6, 7, 8

J5A2  
 MTG\_HOLE  
 NCG 9  
 EMPTY  
 GND=1, 2, 3, 4, 5, 6, 7, 8

J9A1  
 MTG\_HOLE  
 NCG 9  
 EMPTY  
 GND=1, 2, 3, 4, 5, 6, 7, 8

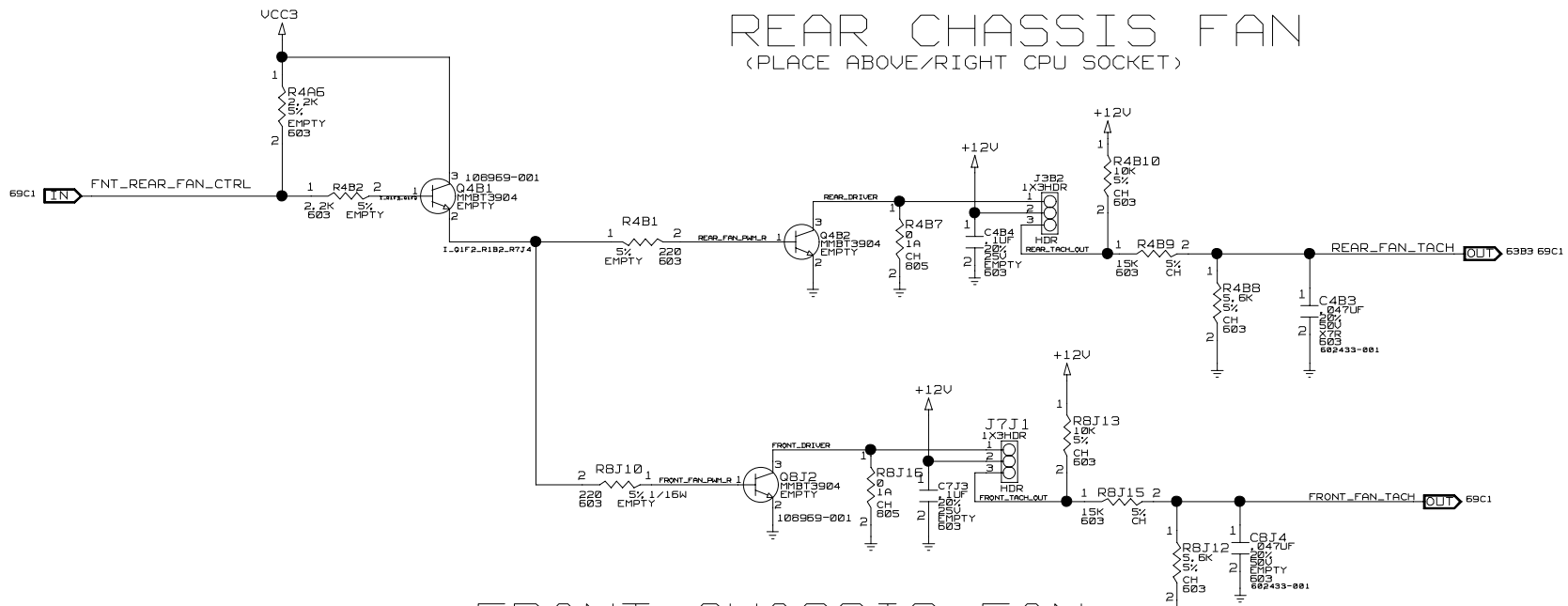
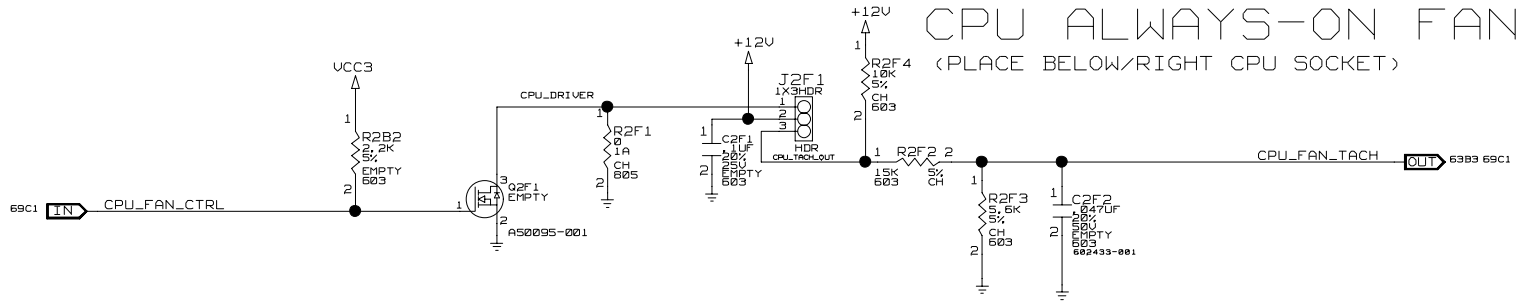
J1J1  
 MTG\_HOLE  
 NCG 9  
 EMPTY  
 GND=1, 2, 3, 4, 5, 6, 7, 8

# LABELS

|  |   |
|--|---|
| LBSF1<br>LABEL                         | A19177-001<br>1375X250_TARGET MAKE ISN ON BOM               |
| LBEF1<br>SILK<br>1<br>INTELtm<br>EMPTY | 'INTEL' LOGO SILKSCREEN<br>2.0 X 0.250<br>MAKE EMPTY ON BOM |

DRAWING  
 CANTERWOOD\_CRB\_SCH\_1.72  
 Thu Apr 03 14:02:50 2003

|  |   |
|--|---|
| SCHEMATIC TITLE:<br>INTEL(R) 875P CHIPSET CUSTOMER REFERENCE BOARD             |   |
| PAGE TITLE:<br>LABELS & HOLES  | REV:<br>1.2                                     |
| INTEL PLATFORM APPS ENG,<br>1900 PRAIRIE CITY ROAD<br>FOLSOM, CALIFORNIA 95630 | LAST REVISED:<br>01.07.2002<br>SHEET:<br>72/103 |



|  |                             |
|--|-----------------------------|
| SCHEMATIC TITLE:   |                             |
| INTEL(R) 875P CHIPSET CUSTOMER REFERENCE BOARD                                 |                             |
| PAGE TITLE:  | FAN CONTROL                 |
| REV:   | 1.2                         |
| INTEL PLATFORM APPS ENG,<br>1900 PRAIRIE CITY ROAD<br>FOLSOM, CALIFORNIA 95630 | LAST REVISED:<br>01.07.2002 |
| SHEET:   | 73/103                      |

DRAWING  
CANTERWOOD\_CRB\_SCH\_1\_73  
Thu Apr 03 14:02:50 2003

CR-74

MCH  
GMCH\_VTT (1.2 OR 1.45V)  
1.5 CORE  
2.5 SM (S0 & S3)  
3.3 (VCC3)

ICH 5  
3.3 (VCC3)  
1.5 CORE  
3.3 STBY  
5.0 STBY  
1.35 (VCCP)

CK-409  
3.3 (VCC3)

HEC6  
3.3 STBY (VCC3 STBY)  
5.0 (VCC)  
12  
1.35 (VCCP)  
1.5 (CORE)

HEC4  
3.3 STBY (VCC3 STBY)  
5.0 (VCC)  
3.3 (VCC3)  
1.35 (VCCP)  
1.5 (CORE)

PORT ANGELES  
3.3 (VCC3)  
5.0 (VCC)  
3.3 STBY (VCC3 STBY)  
5.0 STBY (VCC STBY)

82547EI/82562EZ  
1.2 LAN  
1.8 LAN  
3.3 PCIV AUX  
3.3 STBY (VCC3 STBY)

FWH  
3.3 (VCC3)

DIMMS  
2.5 SM (S0 & S3)  
1.25 (MEM\_VTT)

VREG\_12V\_FILTERED (+12V FILTERED FROM 12V POWER-SUPPLY)  
UCCP (FOR CPU 1.29 - 1.45V)  
U\_1P25\_MEMVTT (1.25V DERIVED FROM U\_2.5)  
U\_2P5\_SM (2.5V DERIVED FROM UCC)  
VREG\_USB\_BP\_LEFT (5.0 FROM UCC OR 5.0-STANDBY)  
VREG\_USB\_BP\_RIGHT (5.0 FROM UCC OR 5.0-STANDBY)  
VREG\_PS2 (5.0 FROM UCC OR 5.0-STANDBY)  
USB\_FNT\_PWR (5.0 FROM UCC OR 5.0-STANDBY)  
USB\_CNR\_PWR (5.0 FROM UCC OR 5.0-STANDBY)  
U\_3P3\_PCI\_VAUX (3.3V OR 3.3-STANDBY SOURCE)  
U\_3P3\_STBY (3.3V DERIVED FROM 5.0-STANDBY)  
U\_5P0\_STBY (5.0V STANDBY FROM POWER-SUPPLY)  
U\_BAT\_VREG\_R\_CR (3.0V FROM THE BATTERY)  
U\_3P0\_BAT\_VREG (~3.0V FROM THE BATTERY THROUGH A DIODE)  
+12V (PLUS 12V FROM POWER-SUPPLY)  
-12V (MINUS 12V FROM POWER-SUPPLY)  
VCC3 (3.3V FROM POWER-SUPPLY)  
VCC (5.0V FROM POWER-SUPPLY)  
LAN\_U\_1P2 (1.2V DERIVED FROM 3.3PCIV AUX)  
LAN\_U\_1P8 (1.8V DERIVED FROM 3.3PCIV AUX)

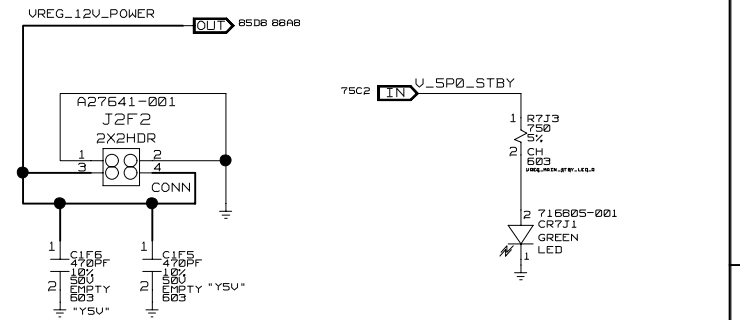
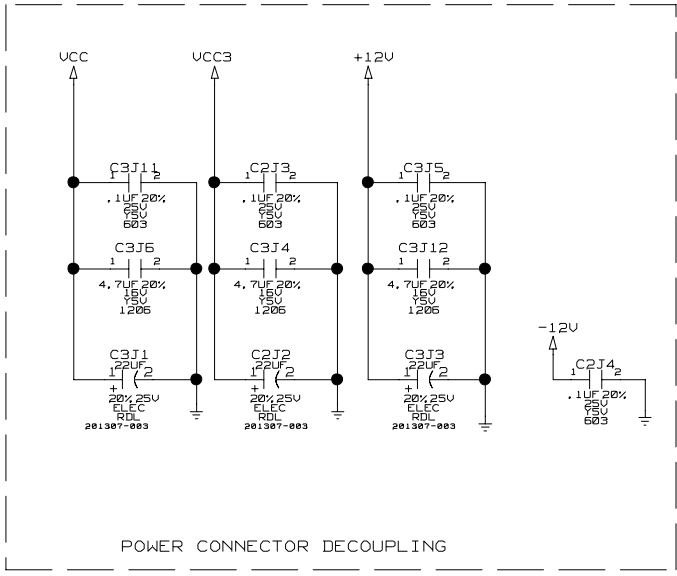
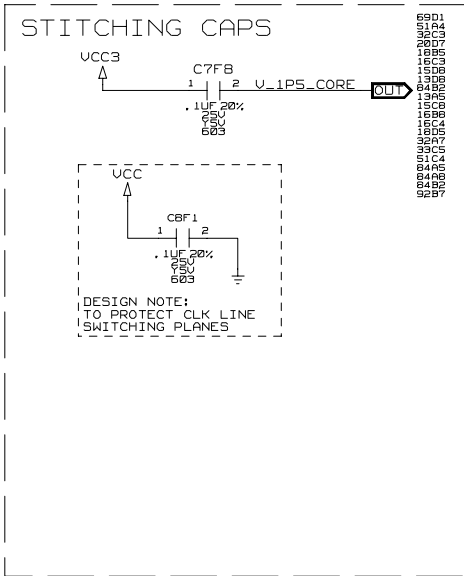
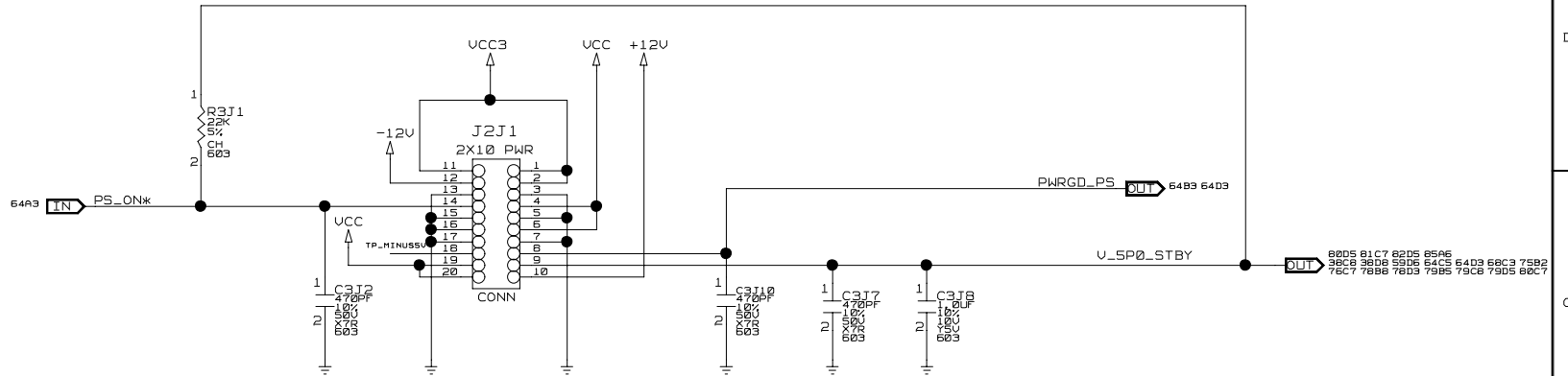
U\_1P5\_CORE (NOT CONNECTED)  
U\_1P25\_MEMVTT\_B (NOT CONNECTED)  
U\_1P3\_NOMINAL (NOT CONNECTED)  
U\_1P5\_AGP (DERIVED FROM 1.5V CORE) (NOT CONNECTED)  
U\_12VREG (NOT CONNECTED)  
U\_AGP\_VDDO (DERIVED FROM 1.5V CORE) (NOT CONNECTED)

DRAWING  
CANTERWOOD\_CRB\_SCH\_1\_74  
Thu Apr 03 14:02:50 2003

|  |   |
|--|---|
| SCHEMATIC TITLE:<br>INTEL(R) 875P CHIPSET CUSTOMER REFERENCE BOARD             |   |
| PAGE TITLE:<br>VREG: VOLTAGE DISTRIBUTION                                      | REV:<br>1.2                                     |
| INTEL PLATFORM APPS ENG,<br>1900 PRAIRIE CITY ROAD<br>FOLSOM, CALIFORNIA 95630 | LAST REVISED:<br>01.07.2002<br>SHEET:<br>74/103 |

CR-75

ROOM=UREG\_PWR\_CONN  
BOM=UREG\_PWR\_CONN  
UNLESS OTHERWISE SPECIFIED



|   |                             |                  |
|---|-----------------------------|------------------|
| SCHEMATIC TITLE:<br>INTEL(R) 875P CHIPSET CUSTOMER REFERENCE BOARD                |                             | REV:<br>1.2      |
| PAGE TITLE:<br>STANDARD POWER CONNECTOR   |                             | SHEET:<br>75/103 |
| INTEL<br>PLATFORM APPS ENG,<br>1900 PRAIRIE CITY ROAD<br>FOLSOM, CALIFORNIA 95630 | LAST REVISED:<br>01.07.2002 |                  |

DRAWING  
CANTERWOOD\_CRB\_SCH\_1\_75  
Thu Apr 03 14:02:50 2003

CAD NOTE:

MAKE TRACE WIDTH 12 MILS ON SC2614\_2  
 CONNECTED DOWNSTREAM OF VTT BULK  
 MAKE TRACE WIDTH A 200 MILS SHAPE ON  
 SC2614\_5 & 2614\_6  
 MAKE TRACE WIDTH 12 MILS ON  
 SC2614\_1  
 MAKE TRACE WIDTH 40 MILS ON  
 SC2614\_7

D

C

B

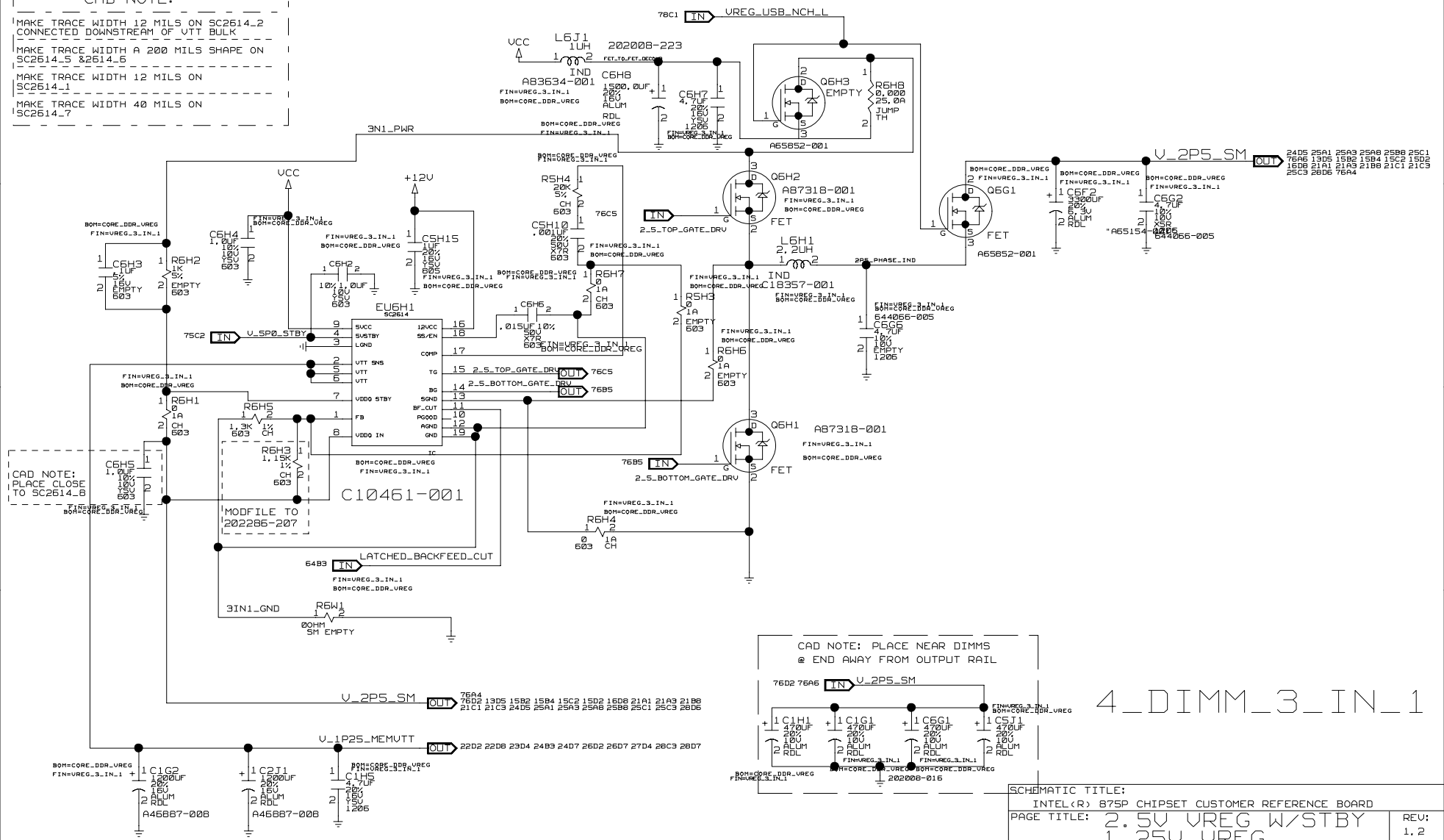
A

D

C

B

A



CAD NOTE:  
 PLACE CLOSE  
 TO SC2614\_B

CAD NOTE: PLACE NEAR DIMMS  
 @ END AWAY FROM OUTPUT RAIL

4\_DIMM\_3\_IN\_1

STANDBY POWER FOR SLEEP STATES TO MEMORY COMPONENTS

|  |   |
|--|---|
| SCHEMATIC TITLE:<br>INTEL(R) B75P CHIPSET CUSTOMER REFERENCE BOARD             |   |
| PAGE TITLE:<br>2.5V VREG W/STBY<br>1.25V VREG                                  | REV:<br>1.2                                     |
| INTEL PLATFORM APPS ENG,<br>1900 PRAIRIE CITY ROAD<br>FOLSOM, CALIFORNIA 95630 | LAST REVISED:<br>01.07.2002<br>SHEET:<br>76/103 |

DRAWING  
 CANTERWOOD\_CRB\_SCH\_1\_76  
 Thu Apr 03 14:02:51 2003



CR-77

{FULL\_ID=1272-79-22132} {PAGE\_INFO\_ID=22132} {OWNED\_BY=DE} {MODULE\_ID=1130-63-15252} {DWR\_ID=1200-71-17650}

D

D

C

C

B

B

A

A

BLANK

[PAGE\_TITLE=BLANK]

DRAWING  
CANTERWOOD\_CRB\_SCH\_1\_77  
Thu Apr 03 14:02:51 2003

|  |   |
|--|---|
| SCHEMATIC TITLE:<br>INTEL(R) 875P CHIPSET CUSTOMER REFERENCE BOARD             |   |
| PAGE TITLE:  | REV:<br>1.2                                     |
| INTEL PLATFORM APPS ENG,<br>1900 PRAIRIE CITY ROAD<br>FOLSOM, CALIFORNIA 95630 | LAST REVISED:<br>01.07.2002<br>SHEET:<br>77/103 |

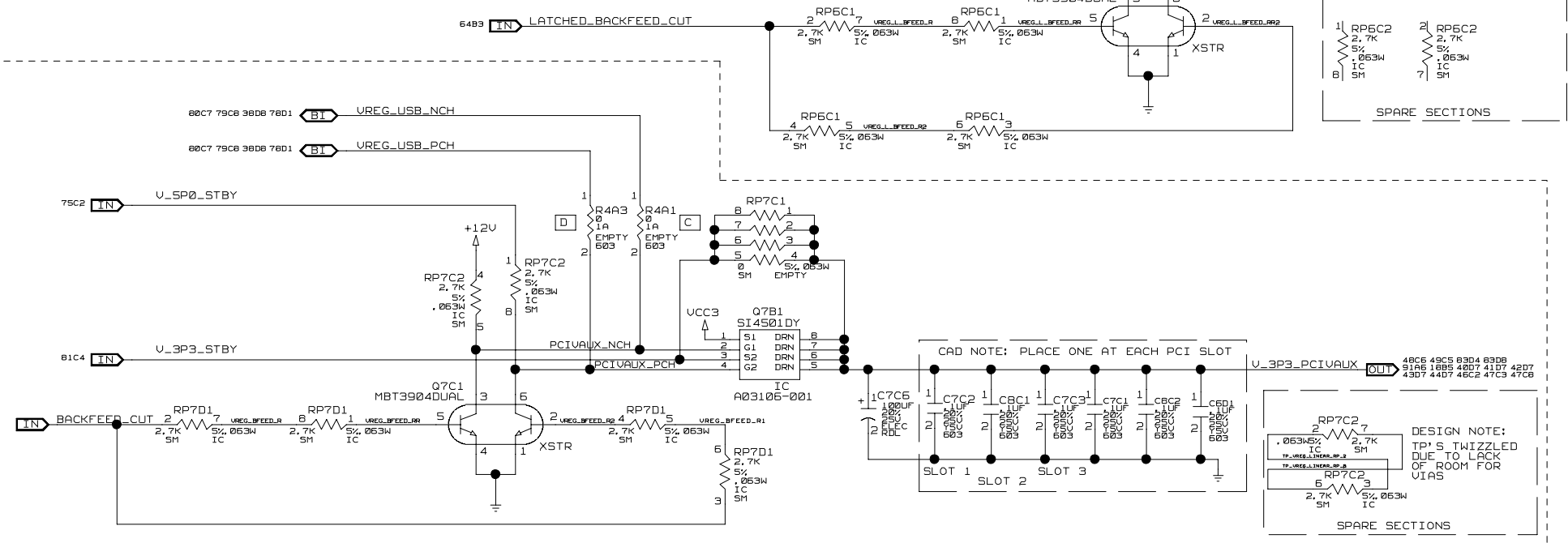
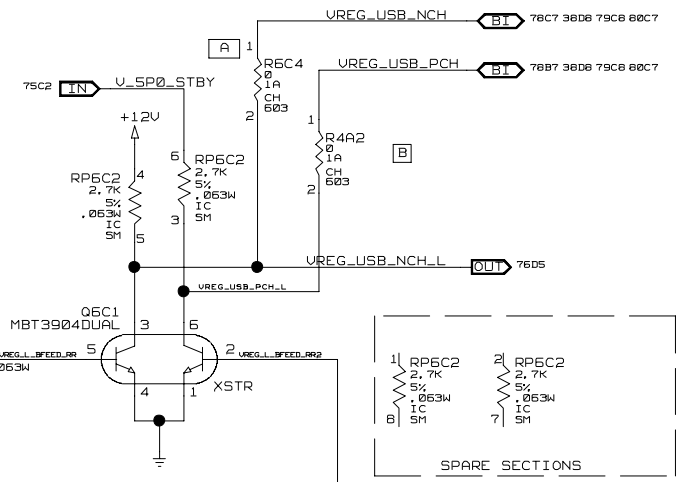
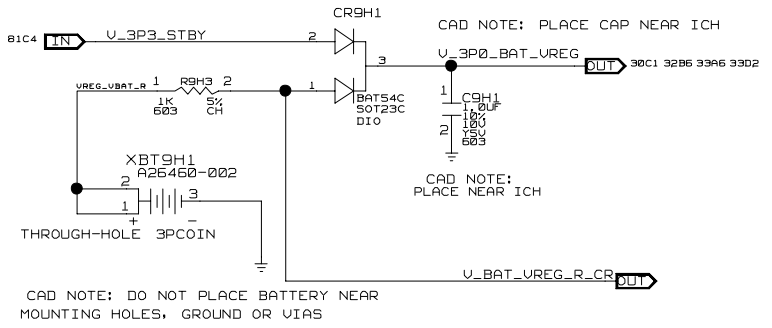
CR-78

# BATTERY

BOM=UREG  
ROOM = UREG UNLESS SPECIFIED

NOTES:

|             |       |       |
|-------------|-------|-------|
| USB/P52WAKE | A & B | C & D |
| S3 ONLY     | STUFF | EMPTY |
| S3, S4, S5  | EMPTY | STUFF |



|  |  |                  |
|--|--|------------------|
| SCHEMATIC TITLE:<br>INTEL(R) B75P CHIPSET CUSTOMER REFERENCE BOARD             |  | REV: 1.2         |
| PAGE TITLE:<br><b>PCI VAUX</b>   |  |                  |
| INTEL PLATFORM APPS ENG,<br>1900 PRAIRIE CITY ROAD<br>FOLSOM, CALIFORNIA 95630 |  | SHEET:<br>78/103 |

DRAWING  
CANTERWOOD\_CRB\_SCH\_1.78  
Thu Apr 03 14:02:51 2003


LAST REVISED:  
01.07.2002

CR-79

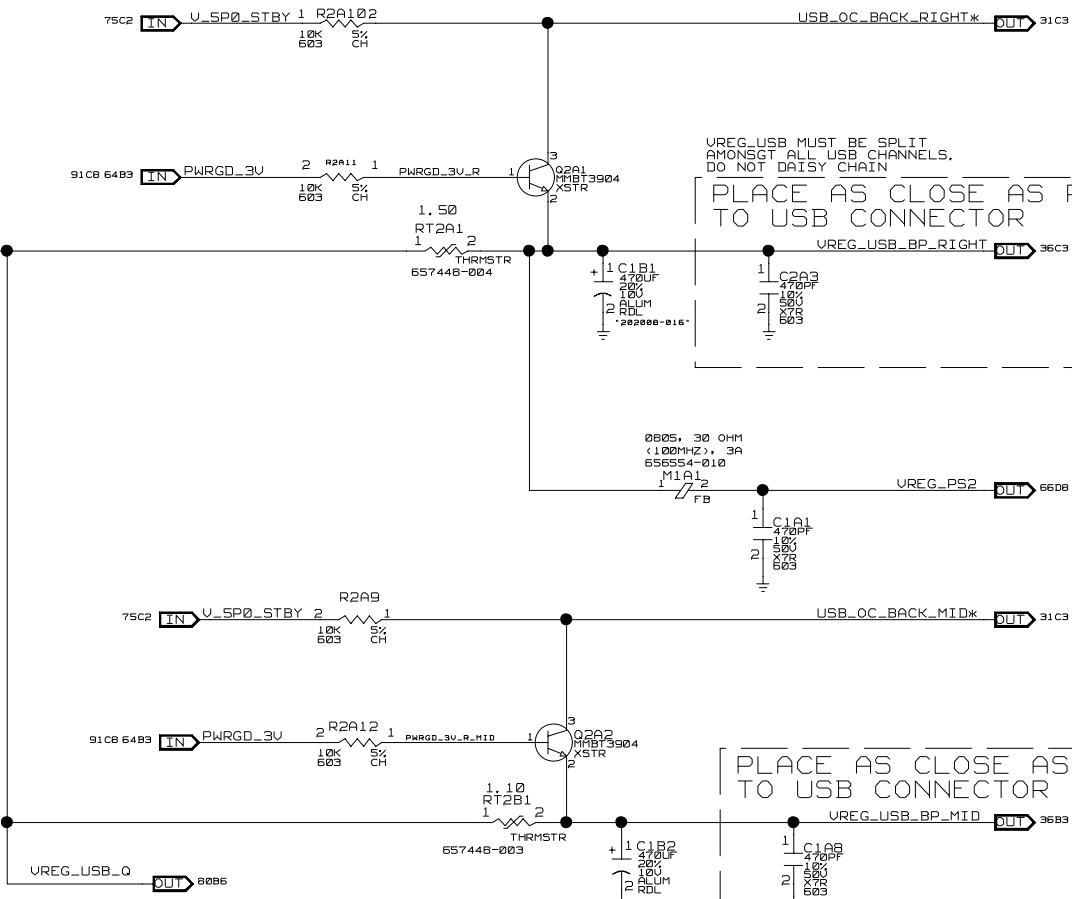
8 7 6 5 4 3 2 1

D

D



NOTE: .1 INCH COPPER ON DRAIN AND SOURCE



VREG\_USB MUST BE SPLIT AMONGST ALL USB CHANNELS. DO NOT DAISY CHAIN

PLACE AS CLOSE AS POSSIBLE TO USB CONNECTOR

PLACE AS CLOSE AS POSSIBLE TO USB CONNECTOR  
< BACK PANEL MID >

C

C

B

B

A

A

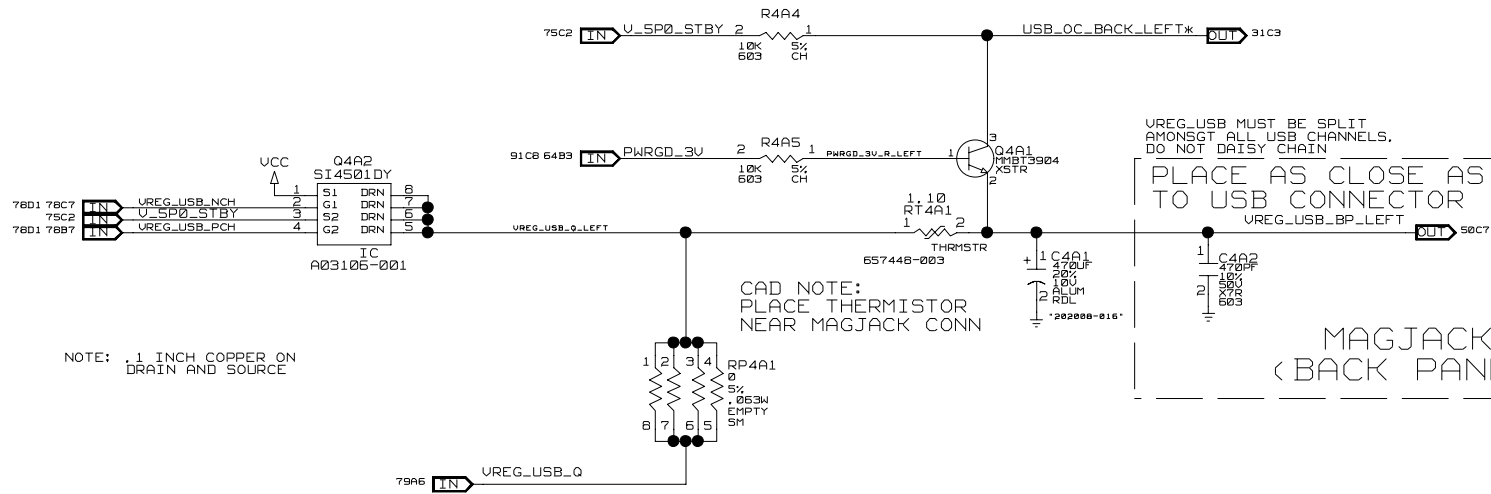
8 7 6 5 4 3 2 1

|   |                          |
|---|--------------------------|
| SCHEMATIC TITLE:  |                          |
| INTEL(R) B75P CHIPSET CUSTOMER REFERENCE BOARD                            |                          |
| PAGE TITLE:   | REV:                     |
| WAKE ON PS2 & USB (BACK PANEL RIGHT)                                      | 1.2                      |
| WAKE ON USB (BACK PANEL LEFT)   |                          |
| INTEL PLATFORM APPS ENG, 1900 PRAIRIE CITY ROAD, FOLSOM, CALIFORNIA 95630 | LAST REVISED: 01.07.2002 |
|   | SHEET: 79/103            |

DRAWING CANTERWOOD\_CRB\_SCH\_1\_79 Thu Apr 03 14:02:51 2003

CR-80

BOM=USB  
ROOM= USB\_BP\_LEFT  
UNLESS OTHERWISE SPECIFIED

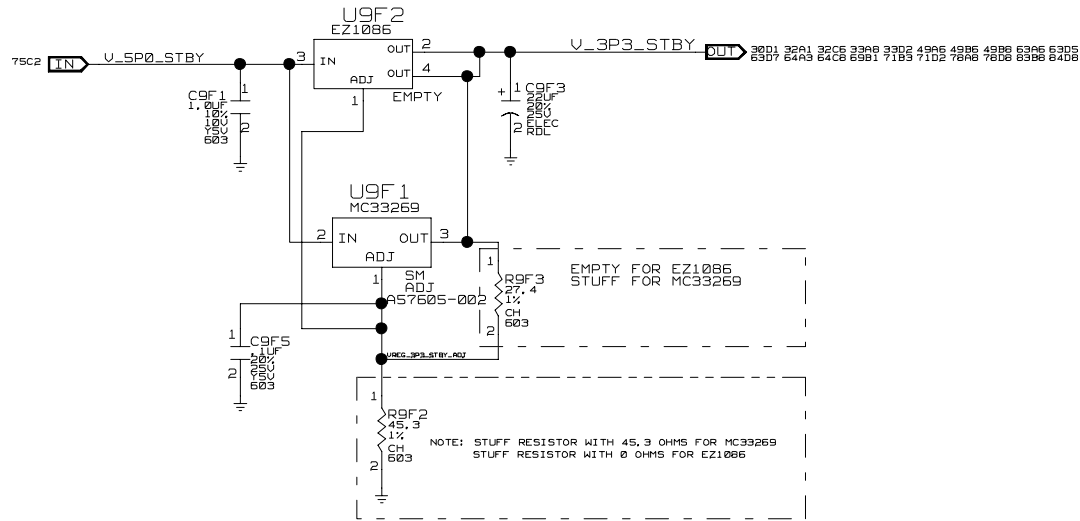


|  |   |
|--|---|
| SCHEMATIC TITLE:<br>INTEL(R) 875P CHIPSET CUSTOMER REFERENCE BOARD             |   |
| PAGE TITLE: MAGJACK CONN.<br>WAKE ON USB (BACK PANEL LEFT)                     | REV:<br>1.0                                     |
| INTEL PLATFORM APPS ENG,<br>1900 PRAIRIE CITY ROAD<br>FOLSOM, CALIFORNIA 95630 | LAST REVISED:<br>01.07.2002<br>SHEET:<br>80/103 |

DRAWING  
CANTERWOOD\_CRB\_SCH\_1\_80  
Thu Apr 03 14:02:51 2003

CR-81

BOM = UREG  
ROOM = UREG  
UNLESS OTHERWISE SPECIFIED



|  |                             |        |
|--|-----------------------------|--------|
| SCHEMATIC TITLE:   |                             | REV:   |
| INTEL(R) 875P CHIPSET CUSTOMER REFERENCE BOARD                                 |                             | 1.2    |
| PAGE TITLE: 3.3V STANDBY   |                             | SHEET: |
| INTEL PLATFORM APPS ENG,<br>1900 PRAIRIE CITY ROAD<br>FOLSOM, CALIFORNIA 95630 | LAST REVISED:<br>01.07.2002 | 81/103 |

DRAWING  
CANTERWOOD\_CRB\_SCH\_1\_81  
Thu Apr 03 14:02:52 2003

CR-82

-12V

+12V

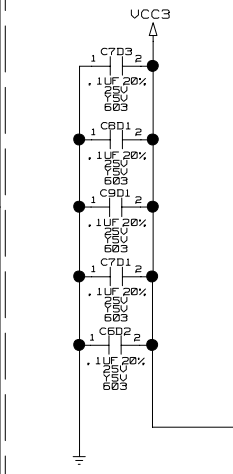
75C2 TN U\_SP0\_STBY

\*THIN ALUM ELEC

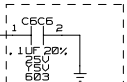
PCI SLOT DECOUPLING

CAD NOTE:  
ONE FOR EACH PCI SLOT

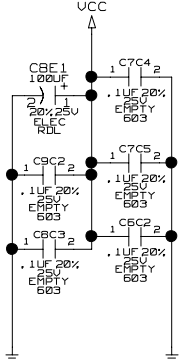
CAD NOTE:  
ONE FOR EACH PCI SLOT  
ONE FOR AGP CONN



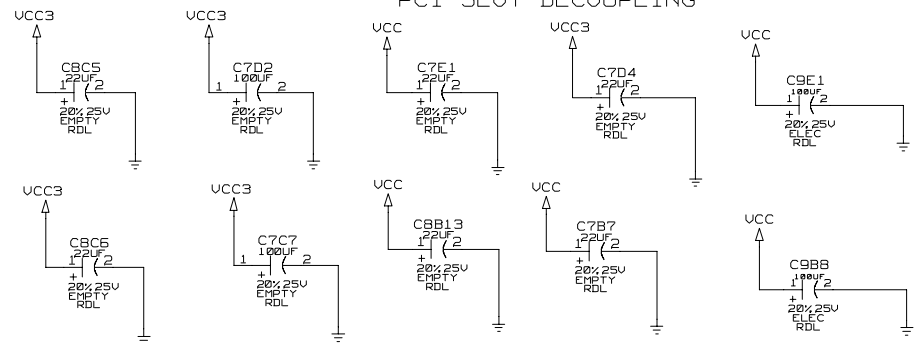
CAD NOTE:  
ONE FOR EACH PCI SLOT  
ONE FOR AGP CONN



CAD NOTE:  
PLACE @  
AGP CONN



CAD NOTE:  
ONE FOR EACH PCI SLOT

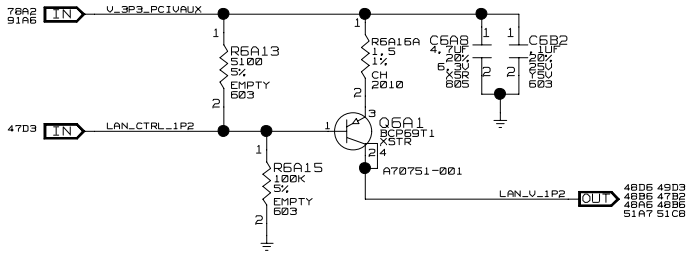


[PAGE\_TITLE=VREG]

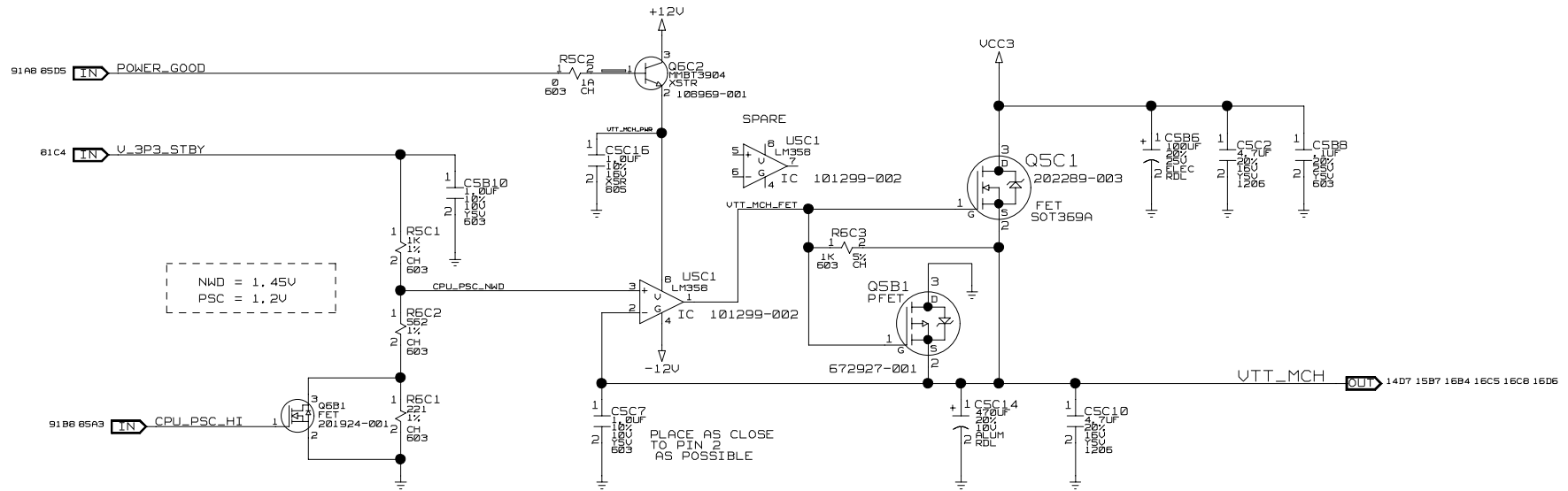
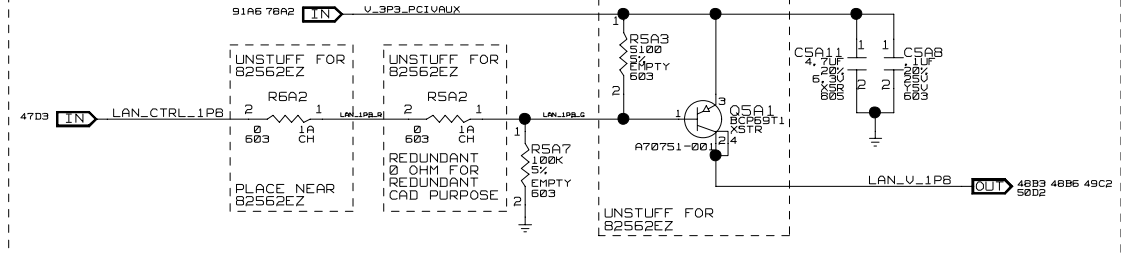
DRAWING  
CANTERWOOD\_CRB\_SCH\_1\_82  
ROOM=DCPL\_BULK Thu Apr 03 14:02:52 2003  
BOX=VREG\_DCPL\_BULK

|  |                             |
|--|-----------------------------|
| SCHEMATIC TITLE:<br>INTEL(R) 875P CHIPSET CUSTOMER REFERENCE BOARD             |                             |
| PAGE TITLE:<br>VREG_DCPL_BULK  | REV:<br>1.2                 |
| INTEL PLATFORM APPS ENG,<br>1900 PRAIRIE CITY ROAD<br>FOLSOM, CALIFORNIA 95630 | LAST REVISED:<br>01.07.2002 |
|  | SHEET:<br>82/103            |

1.2V LAN REGULATION



1.8V LAN REGULATION

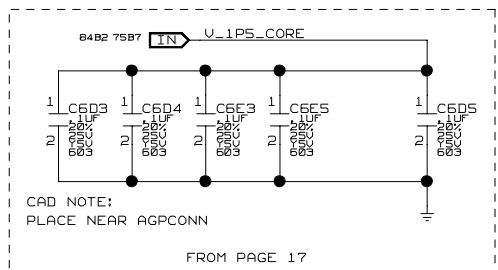
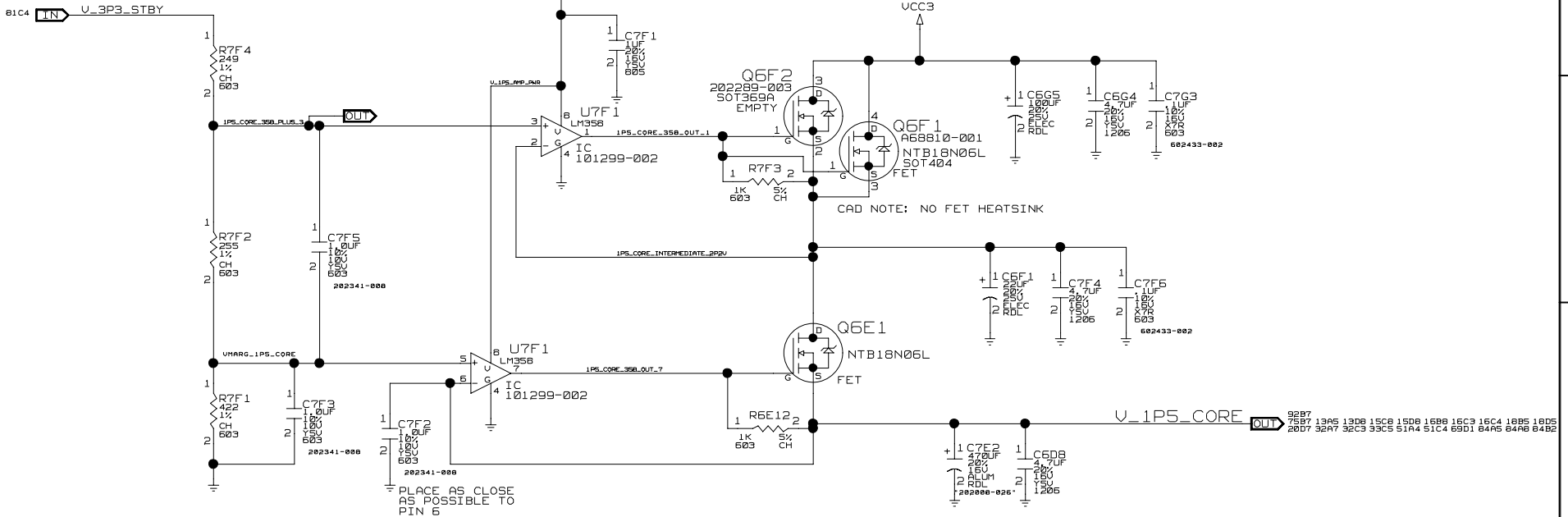


NWD = 1.45V  
PSC = 1.2V

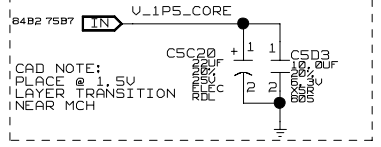
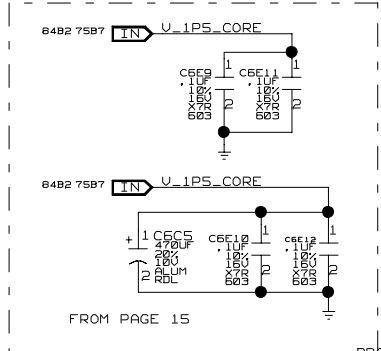
|  |                             |
|--|-----------------------------|
| SCHEMATIC TITLE:   |                             |
| INTEL(R) B75P CHIPSET CUSTOMER REFERENCE BOARD                                 |                             |
| PAGE TITLE:  | LAN VREG<br>MCH VTT         |
| REV:   | 1.2                         |
| INTEL PLATFORM APPS ENG,<br>1900 PRAIRIE CITY ROAD<br>FOLSOM, CALIFORNIA 95630 | LAST REVISED:<br>01.07.2002 |
| SHEET:   | 83/103                      |

DRAWING  
CANTERWOOD\_CRB\_SCH\_1\_83  
Thu Apr 03 14:02:52 2003

CR-64



NOTE: 402 BACKSIDE CAPS ON PAGE 99

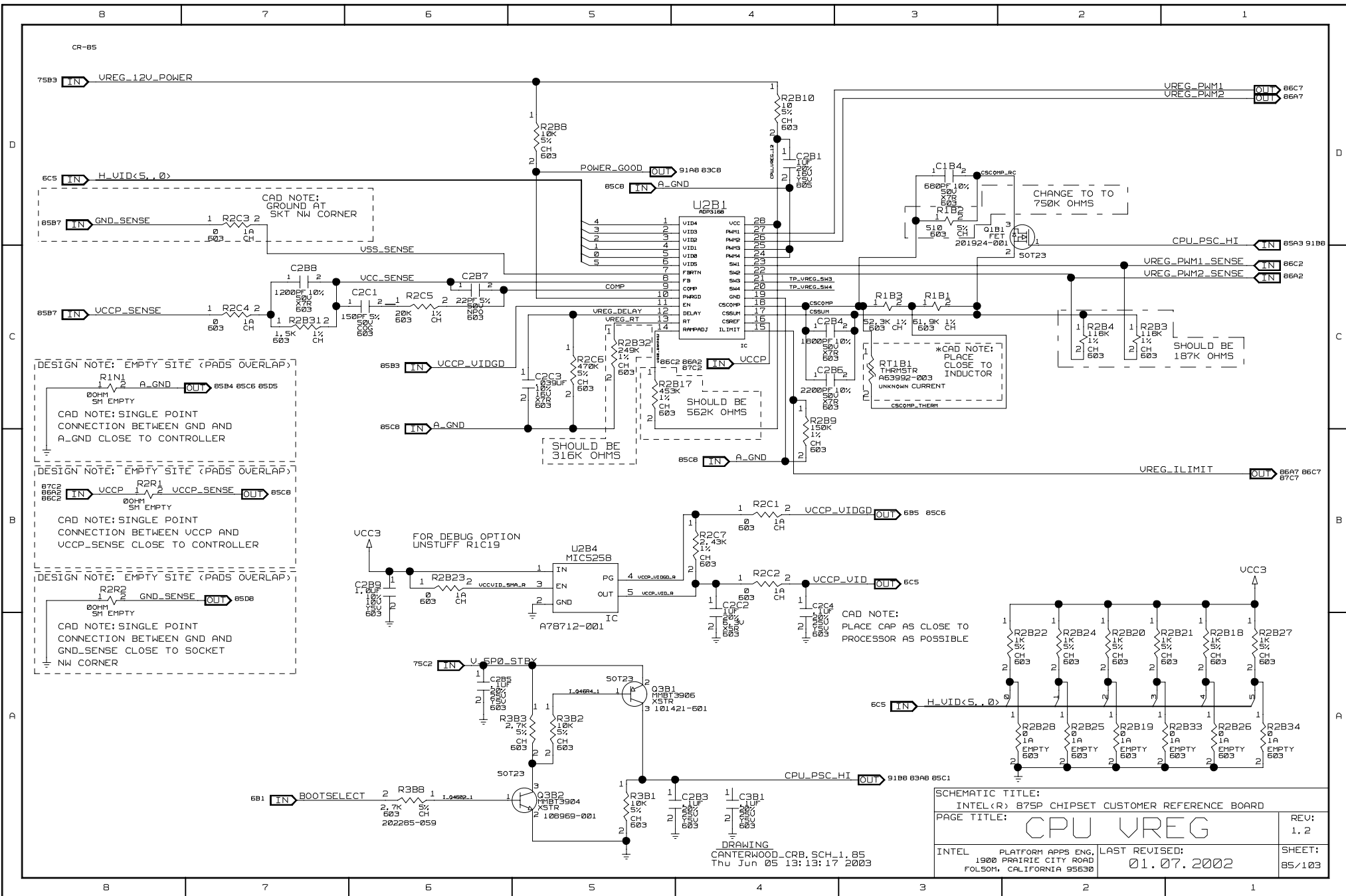


[PAGE\_TITLE=1.5VOLT]

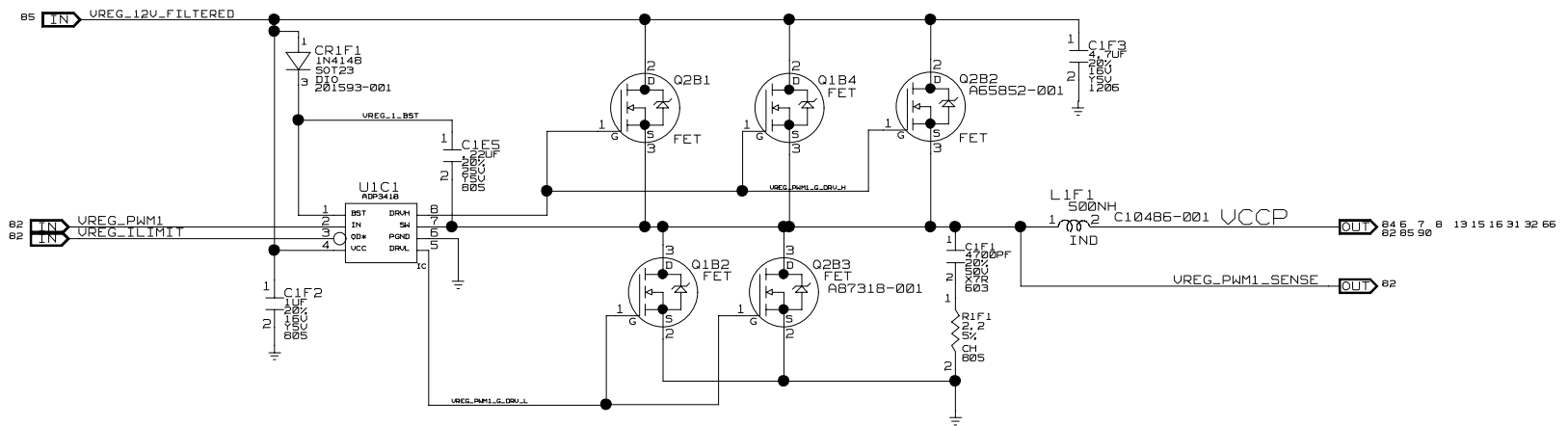
DRAWING  
CANTERWOOD\_CRB\_SCH\_1\_B4  
Thu Apr 03 14:02:52 2003

|   |                             |                  |
|---|-----------------------------|------------------|
| SCHEMATIC TITLE:<br>INTEL(R) 875P CHIPSET CUSTOMER REFERENCE BOARD                |                             | REV:<br>1.2      |
| PAGE TITLE:<br><b>1.5V CORE</b>   |                             | SHEET:<br>84/103 |
| INTEL<br>PLATFORM APPS ENG.<br>1900 PRAIRIE CITY ROAD<br>FOLSOM, CALIFORNIA 95630 | LAST REVISED:<br>01.07.2002 |                  |





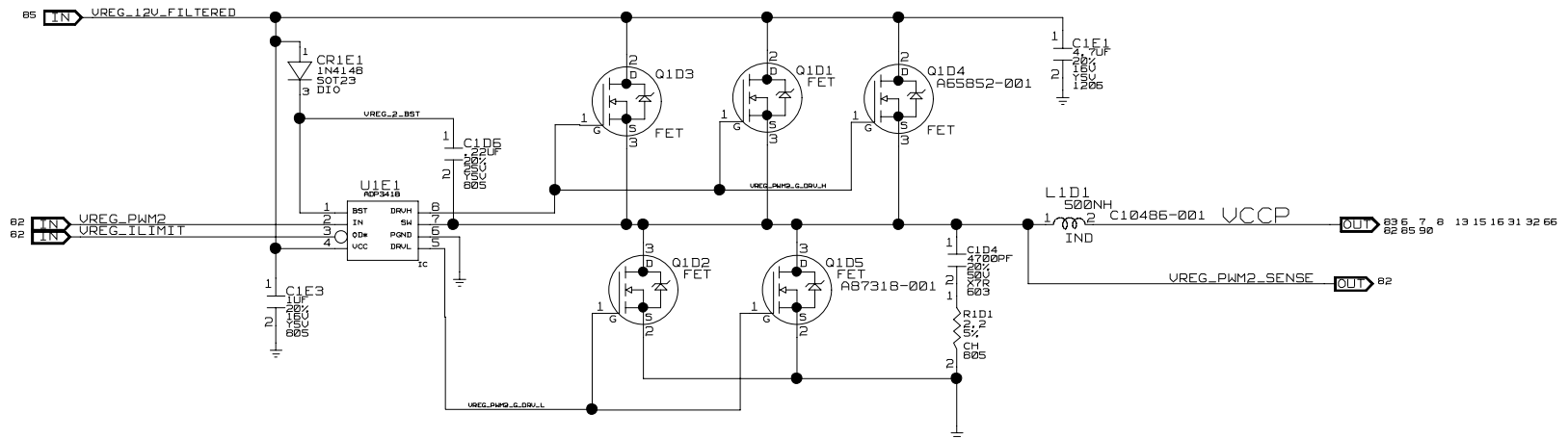
CR-86



|   |        |
|---|--------|
| SCHEMATIC TITLE:  |        |
| INTEL(R) 875P CHIPSET CUSTOMER REFERENCE BOARD                            |        |
| PAGE TITLE:   | REV:   |
| CPU VREG  | 1.2    |
| INTEL PLATFORM APPS ENG, 1900 PRAIRIE CITY ROAD, FOLSOM, CALIFORNIA 95630 | SHEET: |
| LAST REVISED: 01.07.2002  | 86/103 |

DRAWING  
 CANTERWOOD\_CRB\_SCH\_1\_86  
 Thu Apr 03 14:02:53 2003

CR-87



|  |                             |                  |
|--|-----------------------------|------------------|
| SCHEMATIC TITLE:   |                             |                  |
| INTEL(R) 875P CHIPSET CUSTOMER REFERENCE BOARD                                 |                             |                  |
| PAGE TITLE:  | CPU VREG                    | REV:<br>1.2      |
| INTEL PLATFORM APPS ENG,<br>1900 PRAIRIE CITY ROAD<br>FOLSOM, CALIFORNIA 95630 | LAST REVISED:<br>01.07.2002 | SHEET:<br>87/103 |

DRAWING  
 CANTERWOOD\_CRB\_SCH\_1\_87  
 Thu Apr 03 14:02:53 2003

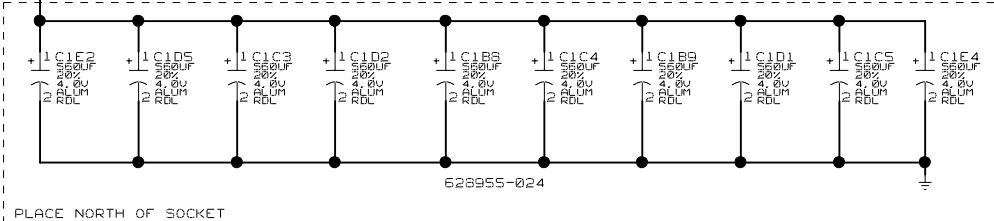
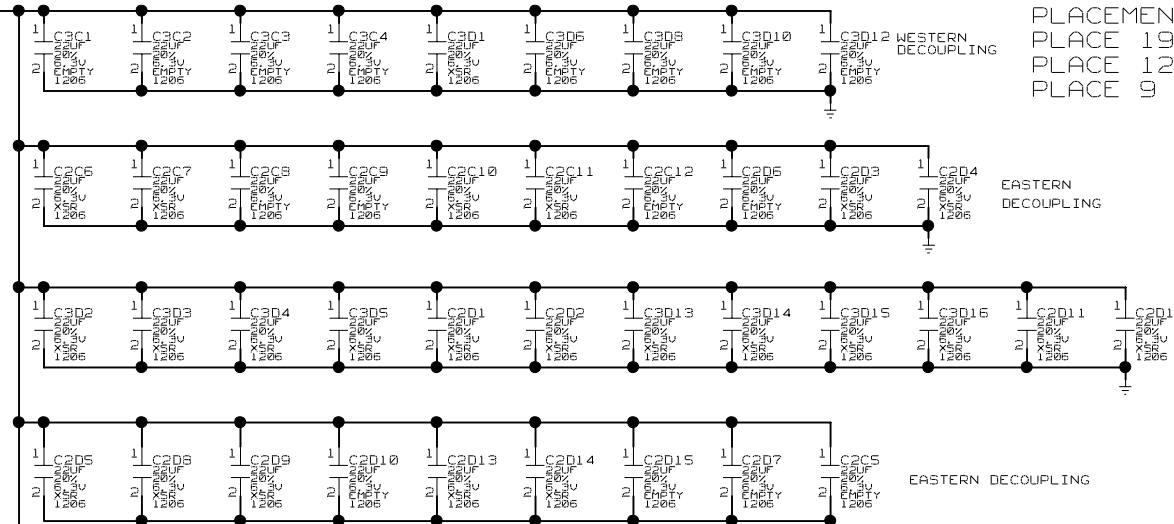
CR-88

CAD NOTE: PLACE AS MANY 1206 CAPACITORS AS POSSIBLE WITHIN CPU CAVITY

37C2 26C2 26A2 IN UCCP

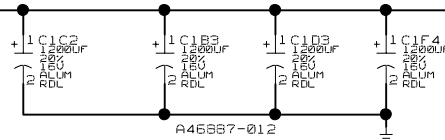
644066-024

PLACEMENT NOTE FOR 1206:  
PLACE 19 EAST OF SOCKET (STUFF 6)  
PLACE 12 INSIDE CPU SOCKET (STUFF ALL)  
PLACE 9 WEST OF SOCKET (STUFF ALL)



MODIFIED TO -027 UNTIL SPEC AND MODEL AVAILABLE

75B3 IN UREG\_12V\_POWER L1F2 1uH IND A53634-001



UREG\_12V\_FILTERED 9111 8687 8607 8707

A46557-012

|  |   |
|--|---|
| SCHEMATIC TITLE:<br>INTEL(R) 875P CHIPSET CUSTOMER REFERENCE BOARD             |   |
| PAGE TITLE:<br><b>CPU VREG DECOUPLING</b>                                      | REV:<br>1.2                                     |
| INTEL PLATFORM APPS ENG,<br>1900 PRAIRIE CITY ROAD<br>FOLSOM, CALIFORNIA 95630 | LAST REVISED:<br>01.07.2002<br>SHEET:<br>88/103 |

DRAWING  
CANTERWOOD\_CRB\_SCH\_1\_88  
Thu Apr 03 14:02:53 2003

8 7 6 5 4 3 2 1

CR-89

D

D

C

C

B

B

A

A

# DEBUG PAGES

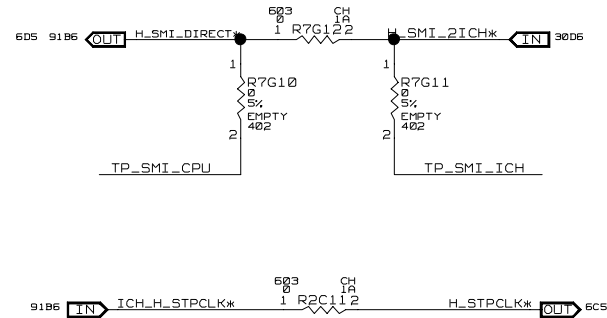
|  |                             |                  |
|--|-----------------------------|------------------|
| SCHEMATIC TITLE:<br>INTEL(R) 875P CHIPSET CUSTOMER REFERENCE BOARD             |                             | REV:<br>1.2      |
| PAGE TITLE:  |                             |                  |
| INTEL PLATFORM APPS ENG,<br>1900 PRAIRIE CITY ROAD<br>FOLSOM, CALIFORNIA 95630 | LAST REVISED:<br>01.07.2002 | SHEET:<br>89/103 |

DRAWING  
CANTERWOOD\_CRB\_SCH\_1\_89  
Thu Apr 03 14:02:53 2003

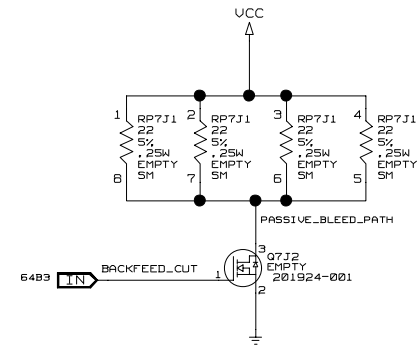
8 7 6 5 4 3 2 1

CR-90

### DEBUG/EV FEATURE: SMI/STPCLK INJECTION HEADERS



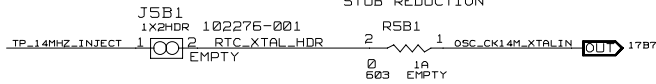
### PASSIVE BLEED CIRCUIT



### 14 MHZ CLOCK INJECTION

CAD NOTE:  
PLACE ALL PARTS  
NEAR CLK\_GEN XTAL

STUB REDUCTION



DEBUG:

VID JUMPER RESISTORS

SMI/STPCLK INJECTION HDRS

|  |                             |               |
|--|-----------------------------|---------------|
| SCHEMATIC TITLE: SMI/STPCLK INJECTION HDRS                                     |                             | REV: 1.2      |
| INTEL(R) 87A53166 CUSTOMER REFERENCE BOARD                                     |                             |               |
| PAGE TITLE: 14MHZ CLOCK INJECTION  |                             | SHEET: 90/103 |
| INTEL PLATFORM APPS ENG,<br>1900 PRAIRIE CITY ROAD<br>FOLSOM, CALIFORNIA 95630 | LAST REVISED:<br>01.07.2002 |               |

DRAWING  
CANTERWOOD\_CRB\_SCH\_1\_90  
Thu Apr 03 14:02:53 2003

CR-91

DEBUG/EV FEATURE: TRACK SPLITTER

D

D

C

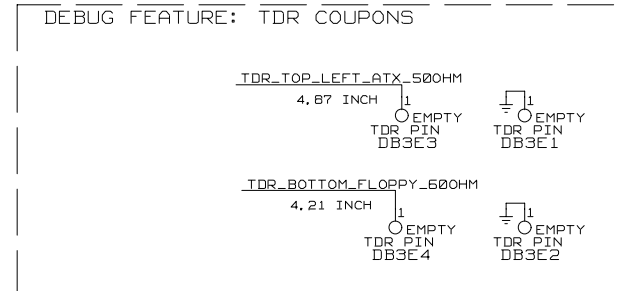

B

A

|                     |    |                 |       |          |  |    |                  |       |          |
|---------------------|----|-----------------|-------|----------|--|----|------------------|-------|----------|
| 92C5 31D6 12C7      | BI | HI<0>           | EMPTY | T55V16   | 30C3 7D5 6C5   | BI | H_THERMTRIP_ICH* | EMPTY | TSXX5V35 |
| 92C5 31D6 12C7      | BI | HI<1>           | EMPTY | T55V9    | 6B1 94C2 7C1   | BI | H_TRST*          | EMPTY | TSXX5V17 |
| 92C5 31D6 12C7      | BI | HI<2>           | EMPTY | T55V17   | 7C4 6C1 94C2   | BI | H_TMS            | EMPTY | TSXX5V27 |
| 92C5 31D6 12C7      | BI | HI<3>           | EMPTY | T55V16   | 6C1 94C2 7C1   | BI | H_TDI            | EMPTY | TSXX5V39 |
| 92C5 31D6 12C7      | BI | HI<4>           | EMPTY | T55V35   | 94C2 6C1   | BI | H_TDO            | EMPTY | TSXX5V48 |
| 92B5 31D6 12C7      | BI | HI<5>           | EMPTY | T55V37   | 6C1 94C7 94C2  | BI | H_TCK            | EMPTY | TSXX5V41 |
| 92B5 31D6 12C7      | BI | HI<6>           | EMPTY | T55V36   | 94B7 7C4   | BI | GLUE_SLOT0CC*    | EMPTY | TSXX5V18 |
| 92C5 31D6 12C7      | BI | HI<7>           | EMPTY | T55V38   | 64A3 64A1  | BI | FP_RST*          | EMPTY | TSXX5V28 |
| 92C5 31D6 12C7      | BI | HI<8>           | EMPTY | T55V14   | 94C2 71C8 63B6   | BI | H_BPM<3>*        | EMPTY | TSXX5V14 |
| 92C5 31D6 12C7      | BI | HI<9>           | EMPTY | T55V11   | 94C7 7C1 6D1   | BI | H_BPM<2>*        | EMPTY | TSXX5V12 |
| 92C5 31D6 12C7      | BI | HI<10>          | EMPTY | T55V15   | 94C7 7C1 6D1   | BI | H_BPM<1>*        | EMPTY | TSXX5V11 |
| 92C5 31C6 12C7      | BI | PWRGD_BV        | EMPTY | T55V7    | 94C7 7C1 6D1   | BI | H_BPM<0>*        | EMPTY | TSXX5V13 |
| 92C5 31C6 12C7      | BI | HI_STBF         | EMPTY | T55V13   | 94C7 7D1 6D1   | BI | H_BPM4_PRDY*     | EMPTY | TSXX5V15 |
| 92C5 31C6 12C7      | BI | HI_STBS         | EMPTY | T55V12   | 94C7 7D1 6D1   | BI | H_BPM5_PREQ*     | EMPTY | TSXX5V16 |
| 16A7                | BI | HI_UREF         | EMPTY | T55V28   | 63C8 62C7 47C7 12A7 33B5                                   | BI | P_PCIRST*        | EMPTY | TSXX5V30 |
| 16B7                | BI | HI_USWING       | EMPTY | T55V27   | 64B8 46C2 17C5   | BI | SMB_DATA_MAIN    | EMPTY | TSXX5V2  |
| 47D7 12B7           | BI | WI<0>           | EMPTY | T55V27   | 25A8 21B8 21A8   | BI | SMB_CLK_MAIN     | EMPTY | TSXX5V32 |
| 47D7 12B7           | BI | WI<1>           | EMPTY | T55V24   | 64B7 46C7 17C5   | BI | H_A20M*          | EMPTY | TS5V3    |
| 47D7 12B7           | BI | WI<2>           | EMPTY | T55V29   | 25A8 21B9 21A8   | BI | H_SLP*           | EMPTY | TS5V39   |
| 47D7 12B7           | BI | WI<3>           | EMPTY | T55V33   | 6D5 30D6   | BI | H_FERP*          | EMPTY | TS5V1    |
| 47D7 12B7           | BI | WI<4>           | EMPTY | T55V34   | 6C1 30D6   | BI | H_IGNNE*         | EMPTY | TS5V2    |
| 47D7 12B7           | BI | WI<5>           | EMPTY | T55V22   | 30D6 7D5 6D5   | BI | H_INTR           | EMPTY | TS5V4    |
| 47D7 12B7           | BI | WI<6>           | EMPTY | T55V28   | 6D5 30D6   | BI | H_NMI            | EMPTY | TS5V5    |
| 47D7 12B7           | BI | WI<7>           | EMPTY | T55V30   | 6C1 30C3 7C5   | BI | H_PWRGD          | EMPTY | TS5V8    |
| 47D7 12B7           | BI | WI<8>           | EMPTY | T55V25   | 6D5 90D5   | BI | H_SMI_DIRECT*    | EMPTY | TSXX5V36 |
| 47D7 12B7           | BI | WI<9>           | EMPTY | T55V31   | 90C5 30D6  | BI | ICH_H_STPCLK*    | EMPTY | TSXX5V42 |
| 47D7 12B7           | BI | WI<10>          | EMPTY | T55V26   | 41B7 40B7 30C3   | BI | SMB_DATA_RESUME  | EMPTY | TSXX5V37 |
| 47D7 12B7           | BI | WI_STBF         | EMPTY | T55V27   | 47B7 43D3 43B7   | BI | SMB_CLK_RESUME   | EMPTY | TSXX5V38 |
| 47D7 12B7           | BI | WI_STBS         | EMPTY | T55V27   | 41B7 40B7 30C3<br>47B7 43D3 43B7<br>47C7 43D3 43B7<br>69D5 | BI |                  | EMPTY |          |
| 85C1 83A8 85A3      | BI | CPU_PSC_HI      | EMPTY | T55V48   |  |    |                  |       |          |
| 30C6 17B7           | BI | CK_100M_ICH     | EMPTY | T55V18   |  |    |                  |       |          |
| 30C6 17B7           | BI | CK_100M_ICH*    | EMPTY | T55V19   |  |    |                  |       |          |
| 94B7 17A8           | BI | CK_H_CPU1_IITP  | EMPTY | TSXX5V18 |  |    |                  |       |          |
| 94B7 17B8           | BI | CK_H_CPU1_IITP* | EMPTY | TSXX5V19 |  |    |                  |       |          |
| 31B3 17A2           | BI | CK_48M_ICH_USB  | EMPTY | TSXX5V2  |  |    |                  |       |          |
| 31C6 17B2           | BI | CK_HBL_66M_ICH  | EMPTY | TSXX5V1  |  |    |                  |       |          |
| 41C2 17D2           | BI | CK_P_33M_S4     | EMPTY | TSXX5V9  |  |    |                  |       |          |
| 47D7 17B2           | BI | CK_66M_CSA      | EMPTY | TSXX5V4  |  |    |                  |       |          |
| 44C2 17B2           | BI | CK_P_33M_S1     | EMPTY | TSXX5V4  |  |    |                  |       |          |
| 43C2 17C2           | BI | CK_P_33M_S2     | EMPTY | TSXX5V4  |  |    |                  |       |          |
| 42C2 17C2           | BI | CK_P_33M_S3     | EMPTY | TSXX5V4  |  |    |                  |       |          |
| 40C2 17C2           | BI | CK_P_33M_S5     | EMPTY | TSXX5V33 |  |    |                  |       |          |
| 83C8 85D5           | BI | POWER_GOOD      | EMPTY | TSXX5V34 |  |    |                  |       |          |
| 63B6 30B3 17D2      | BI | CK_14M_ICH_PA   | EMPTY | TSXX5V21 |  |    |                  |       |          |
| 52D8 17D2           | BI | CK_14M_AUD      | EMPTY | TSXX5V26 |  |    |                  |       |          |
| 42C2 40D7 18C5      | BI | P_INTA*         | EMPTY | TSXX5V4  |  |    |                  |       |          |
| 45B7 42C7 18C5      | BI | P_INTB*         | EMPTY | TSXX5V7  |  |    |                  |       |          |
| 40C7 29D6 18C5      | BI | P_PME*          | EMPTY | TSXX5V3  |  |    |                  |       |          |
| 43C7 42C7 41C7      | BI | P_RST_SLOTS*    | EMPTY | TSXX5V6  |  |    |                  |       |          |
| 40C7 64B1 18C5      | BI | U_3P3_PCI_AUX   | EMPTY | TSXX5V8  |  |    |                  |       |          |
| 43C7 42C7 41C7      | BI | CK_P_33M_ICH    | EMPTY | TSXX5V23 |  |    |                  |       |          |
| 40D7 18B5 79D2      | BI | CK_P_33M_FWHCLK | EMPTY | TSXX5V31 |  |    |                  |       |          |
| 43D7 42D7 41D7      | BI |                 | EMPTY |          |  |    |                  |       |          |
| 47C3 46C6 29D6 17C2 | BI |                 | EMPTY |          |  |    |                  |       |          |
| 47C3 46C6 29D6 17C2 | BI |                 | EMPTY |          |  |    |                  |       |          |
| 62C7 17C2           | BI |                 | EMPTY |          |  |    |                  |       |          |
| 63C6 17D2           | BI | CK_P_33M_PA     | EMPTY | TSXX5V24 |  |    |                  |       |          |

|  |                             |        |
|--|-----------------------------|--------|
| SCHEMATIC TITLE:   |                             | REV:   |
| INTEL(R) 875P CHIPSET CUSTOMER REFERENCE BOARD                                 |                             | 1.2    |
| PAGE TITLE:  |                             | SHEET: |
| TRACK SPLITTERS  |                             | 91/103 |
| INTEL PLATFORM APPS ENG,<br>1900 PRAIRIE CITY ROAD<br>FOLSOM, CALIFORNIA 95630 | LAST REVISED:<br>01.07.2002 |        |

DRAWING  
CANTERWOOD\_CRB\_SCH\_1\_91  
Thu Apr 03 14:02:53 2003

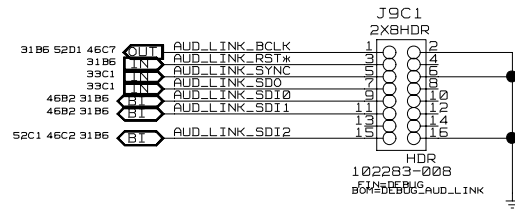


|  |                             |        |
|--|-----------------------------|--------|
| SCHEMATIC TITLE:   |                             | REV:   |
| INTEL(R) 875P CHIPSET CUSTOMER REFERENCE BOARD                                 |                             | 1.2    |
| PAGE TITLE:  |                             | SHEET: |
| DEBUG: TDR COUPONS   |                             | 92/103 |
| INTEL PLATFORM APPS ENG,<br>1900 PRAIRIE CITY ROAD<br>FOLSOM, CALIFORNIA 95630 | LAST REVISED:<br>01.07.2002 |        |

DRAWING  
 CANTERWOOD\_CRB\_SCH\_1\_92  
 Thu Apr 03 14:02:54 2003



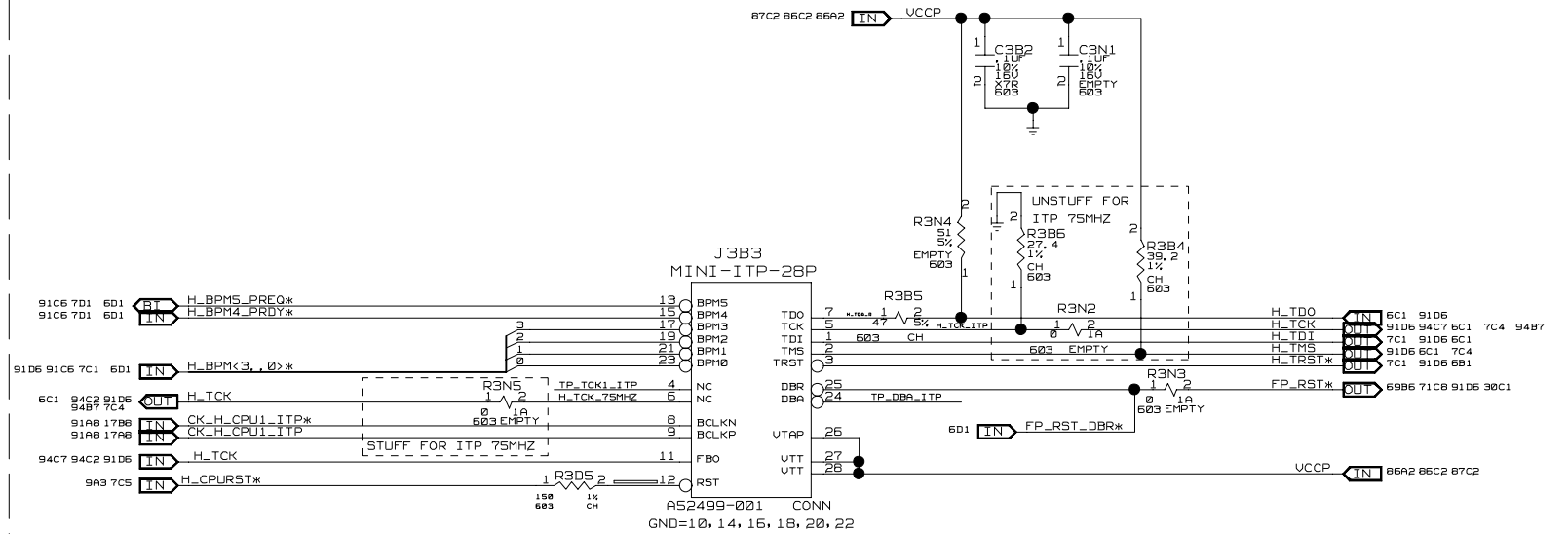
CR-93



|  |   |
|--|---|
| SCHEMATIC TITLE:   |   |
| INTEL(R) B75P CHIPSET CUSTOMER REFERENCE BOARD                                 |   |
| PAGE TITLE:  | REV:<br>1.2                                     |
| INTEL PLATFORM APPS ENG,<br>1900 PRAIRIE CITY ROAD<br>FOLSOM, CALIFORNIA 95630 | LAST REVISED:<br>01.07.2002<br>SHEET:<br>93/103 |

DRAWING  
CANTERWOOD\_CRB\_SCH\_1\_93  
Thu Apr 03 14:02:54 2003

# ITP/DPFLEX CONNECTOR



**DESIGN NOTE:**  
INCLUDES STUFFING OPTIONS FOR 75MHZ ITP.

**CAD NOTE:**  
ROUTE H\_TCK FROM THE TCK PIN OF THE CONNECTOR TO THE PROCESSOR PIN.  
FBO TAPS INTO THE H\_TCK SIGNAL (CLOSE TO THE TCK PIN OF THE CONNECTOR).  
SEE ROUTING GUIDELINES FOR LENGTH MATCHING REQUIREMENTS.

**XTG LAYOUT GUIDELINES:**

- T1 : MAXIMUM 1NS (ITP TO CPU PINS)
- T2 : MAXIMUM 200PS (CPU PINS (TCK & TMS) TO PULL UP/DOWN)
- T3 : MAXIMUM 200PS (ITP PINS (TCK & TMS) TO PULL UP/DOWN)
- T4 : MAXIMUM 200PS (STUB LENGTH ON ITP PINS(TCK & TMS))

**DRAWING**  
CANTERWOOD\_CRB\_SCH\_1\_94  
Thu Apr 03 14:02:54 2003

|  |                                    |
|--|------------------------------------|
| <b>SCHEMATIC TITLE:</b><br>INTEL(R) 875P CHIPSET CUSTOMER REFERENCE BOARD      |                                    |
| <b>PAGE TITLE:</b><br>ITP/DPFLEX CONNECTOR                                     | <b>REV:</b><br>1.2                 |
| INTEL PLATFORM APPS ENG,<br>1900 PRAIRIE CITY ROAD<br>FOLSOM, CALIFORNIA 95630 | <b>LAST REVISED:</b><br>01.07.2002 |
|  | <b>SHEET:</b><br>94/103            |

CR-95

\*\*\* Signal Cross-Reference \*\*\*  
--- for the entire design ---

1PS\_CORE\_35B\_OUT\_1 84  
 1PS\_CORE\_35B\_OUT\_7 84  
 1PS\_CORE\_35B\_PLUS\_3 84  
 1PS\_CORE\_INTERMEDIATE\_2P2V 84  
 2PS\_PHASE\_IND 76  
 2\_S\_BOTTOM\_GATE\_DRV 76  
 2\_S\_TOP\_GATE\_DRV 76  
 3IN1\_GND 76  
 A20GATE 30 63  
 ACK64\* 42 43 44  
 AGPREF\_CON 18  
 AGPREF\_MCH 12 18 20  
 AUD\_BP\_LINEOUT\_SENSE 55 58  
 AUD\_CDND 52 54  
 AUD\_CDND\_C 54  
 AUD\_CDND\_R 54  
 AUD\_CODEC\_12 52  
 AUD\_CODEC\_16 52 58  
 AUD\_CODEC\_17 52 58  
 AUD\_CODEC\_27 52 53  
 AUD\_CODEC\_28 52 56  
 AUD\_CODEC\_29 52 53  
 AUD\_CODEC\_30 52 53  
 AUD\_CODEC\_31 52 53 57  
 AUD\_CODEC\_31\_43\_C 57  
 AUD\_CODEC\_32 52 53 57  
 AUD\_CODEC\_32\_44\_C 57  
 AUD\_CODEC\_33 52 53  
 AUD\_CODEC\_34 52  
 AUD\_CODEC\_40 52  
 AUD\_CODEC\_43 52 57 58  
 AUD\_CODEC\_44 52 57 58  
 AUD\_CODEC\_45 52 58  
 AUD\_CODEC\_46 52 58  
 AUD\_CODEC\_CENT 57  
 AUD\_CODEC\_LFE 57  
 AUD\_CODEC\_XTL\_0 52  
 AUD\_DVDD1 52  
 AUD\_PP\_L\_RETIN 55 56 57 58  
 AUD\_PP\_R\_RETIN 55 56 57  
 AUD\_HP\_LOUT 52 55  
 AUD\_HP\_LOUT\_C 55 56  
 AUD\_HP\_ROUT 52 55  
 AUD\_HP\_ROUT\_C 55 56  
 AUD\_JACK\_GND 54 55 56 59  
 AUD\_LCD 52 54  
 AUD\_LCD\_C 54  
 AUD\_LCD\_R 54  
 AUD\_LINE\_LOUT 52 55  
 AUD\_LINE\_LOUT\_C 55  
 AUD\_LINE\_ROUT 52 55  
 AUD\_LINE\_ROUT\_C 55  
 AUD\_LINK\_BCLK 31 46 52 92  
 AUD\_LINK\_BCLK\_R 52  
 AUD\_LINK\_RST\* 31 46 52 64 92  
 AUD\_LINK\_SD10 31 46 92  
 AUD\_LINK\_SD11 31 46 92  
 AUD\_LINK\_SD12 31 46 52 92  
 AUD\_LINK\_SD12\_R 52  
 AUD\_LINK\_SDO 33 46 52 92  
 AUD\_LINK\_SDO\_R 31 33 62  
 AUD\_LINK\_SYNC 33 46 52 92  
 AUD\_LINK\_SYNC\_R 31 33  
 AUD\_LLLINEIN 52 54  
 AUD\_LLLINEIN\_C 54  
 AUD\_LLLINEIN\_INT 54  
 AUD\_LLLINEIN\_R 54

AUD\_LLLINEOUT 55  
 AUD\_MIC1\_BP\_C 56  
 AUD\_MIC1\_BP\_FP 56  
 AUD\_MIC1\_BP\_R 56  
 AUD\_MIC1\_FP\_C 56  
 AUD\_MIC1\_FP\_R 56  
 AUD\_MIC1\_IN 52 56  
 AUD\_MIC2\_BP\_R 56  
 AUD\_MIC2\_FP\_R 56  
 AUD\_MIC2\_IN 52 56  
 AUD\_MICBIAS\_BP 56  
 AUD\_MICBIAS\_BP\_FP 56  
 AUD\_MICBIAS\_FP 56  
 AUD\_MICBIAS\_STND 56  
 AUD\_MONO\_OUT 52 57  
 AUD\_MONO\_OUT\_RC 57  
 AUD\_RCD 52 54  
 AUD\_RCD\_C 54  
 AUD\_RCD\_R 54  
 AUD\_RLINEIN 52 54  
 AUD\_RLINEIN\_C 54  
 AUD\_RLINEIN\_INT 54  
 AUD\_RLINEIN\_R 54  
 AUD\_RLLINEOUT 55  
 AUD\_SPDIF\_IN 52 57  
 AUD\_SPDIF\_OUT 52 57  
 AUD\_SURR\_L\_C 57  
 AUD\_SURR\_R\_C 57  
 A\_GND 85  
 BACKFEED\_CUT 64 78 90  
 BOARDID\_V\_0 30 33  
 BOOTSELECT 6 85  
 CDC\_DWN\_ENAB\* 30 46 64  
 CDC\_DWN\_RST\* 52 64  
 CDC\_RESET\* 52  
 CK\_14M\_AUD 17 52  
 CK\_14M\_AUD\_R 17  
 CK\_14M\_PA\_1CH\_PA 17 30 63  
 CK\_14M\_PA\_1CH\_R 17  
 CK\_48M\_DOTCLK 17  
 CK\_48M\_DOTCLK\_R 17  
 CK\_48M\_1CH\_USB 17 31  
 CK\_48M\_1CH\_USB\_R 17  
 CK\_66M\_CSA 17 47  
 CK\_66M\_CSA\_LAI\_R 17  
 CK\_66M\_CSA\_R 17  
 CK\_66M\_NCH 12 17  
 CK\_66M\_NCH\_R 17  
 CK\_100M\_1CH 17 30  
 CK\_100M\_1CH\* 17 30  
 CK\_100M\_1CH\_R 17  
 CK\_100M\_1CH\_R\* 17  
 CK\_CPU\_PCI\_STOP 17  
 CK\_G\_66M\_AGP 17 18  
 CK\_G\_66M\_AGP\_R 17  
 CK\_HBL\_66M\_1CH 17 31  
 CK\_HBL\_66M\_1CH\_R 17  
 CK\_HBL\_66M\_LAI 17 91  
 CK\_H\_CPU0\_CPU 6 17  
 CK\_H\_CPU0\_CPU\* 6 17  
 CK\_H\_CPU0\_CPU\*\_R 17  
 CK\_H\_CPU1\_IITP 17 93  
 CK\_H\_CPU1\_IITP\* 17 93  
 CK\_H\_CPU1\_IITP\_CPU 17  
 CK\_H\_CPU1\_IITP\_CPU\* 17  
 CK\_H\_CPU1\_IITP\_CPU\*\_TP 6  
 CK\_H\_CPU1\_IITP\_CPU\*\_TP\* 6  
 CK\_H\_CPU1\_IITP\_PN1 17  
 CK\_H\_CPU1\_IITP\_PN1\* 17

CK\_H\_CPU1\_IITP\_R 17  
 CK\_H\_CPU1\_IITP\_R\* 17  
 CK\_H\_CPU2\_MCH 9 17  
 CK\_H\_CPU2\_MCH\* 9 17  
 CK\_H\_CPU2\_MCH\_R 17  
 CK\_H\_CPU2\_MCH\_R\* 17  
 CK\_M\_193M\_N\_DDR0\_A 10 21  
 CK\_M\_193M\_N\_DDR0\_B 11 25  
 CK\_M\_193M\_N\_DDR1\_A 10 21  
 CK\_M\_193M\_N\_DDR1\_B 11 25  
 CK\_M\_193M\_N\_DDR2\_A 10 21  
 CK\_M\_193M\_N\_DDR2\_B 11 25  
 CK\_M\_193M\_N\_DDR3\_A 10 21  
 CK\_M\_193M\_N\_DDR3\_B 11 25  
 CK\_M\_193M\_N\_DDR4\_A 10 21  
 CK\_M\_193M\_N\_DDR4\_B 11 25  
 CK\_M\_193M\_N\_DDR5\_A 10 21  
 CK\_M\_193M\_N\_DDR5\_B 11 25  
 CK\_M\_193M\_P\_DDR0\_A 10 21  
 CK\_M\_193M\_P\_DDR0\_B 11 25  
 CK\_M\_193M\_P\_DDR1\_A 10 21  
 CK\_M\_193M\_P\_DDR1\_B 11 25  
 CK\_M\_193M\_P\_DDR2\_A 10 21  
 CK\_M\_193M\_P\_DDR2\_B 11 25  
 CK\_M\_193M\_P\_DDR3\_A 10 21  
 CK\_M\_193M\_P\_DDR3\_B 11 25  
 CK\_M\_193M\_P\_DDR4\_A 10 21  
 CK\_M\_193M\_P\_DDR4\_B 11 25  
 CK\_M\_193M\_P\_DDR5\_A 10 21  
 CK\_M\_193M\_P\_DDR5\_B 11 25  
 CK\_P\_33M\_FHCLK 17 62  
 CK\_P\_33M\_FHCLK\_R 17  
 CK\_P\_33M\_1CH 17 29  
 CK\_P\_33M\_1CH\_R 17  
 CK\_P\_33M\_PA 17 63  
 CK\_P\_33M\_PA\_R 17  
 CK\_P\_33M\_PORT00 17  
 CK\_P\_33M\_PORT00\_R 17  
 CK\_P\_33M\_S1 17 44  
 CK\_P\_33M\_S1\_R 17  
 CK\_P\_33M\_S2 17 43  
 CK\_P\_33M\_S2\_R 17  
 CK\_P\_33M\_S3 17 42  
 CK\_P\_33M\_S3\_R 17  
 CK\_P\_33M\_S4 17 20  
 CK\_P\_33M\_S4\_R 17  
 CK\_P\_33M\_S5 17 40  
 CK\_P\_33M\_S5\_R 17  
 CK\_P\_33M\_TPM 17  
 CK\_P\_33M\_TPM\_R 17  
 CLK\_IREF 17  
 CNR\_SD10\_A29 46  
 CNR\_SD11\_A28 46  
 CNR\_SD12\_A27 46  
 CNR\_SMB\_A0 46  
 CNR\_SMB\_A1 46  
 CNR\_SMB\_A2 46  
 COMP 85  
 CORE\_SPKR\_R 70  
 CPU\_DRIVER 73  
 CPU\_FAN\_CTRL 69 73  
 CPU\_FAN\_TACH 63 69 73  
 CPU\_NWD\_HI 85  
 CPU\_PSC\_HI 83 85  
 CPU\_PSC\_NWD 83  
 CPU\_TACH\_OUT 73  
 CPU\_VREG\_I2 85  
 CSCOMP 85  
 CSCOMP\_RC 85  
 CSCOMP\_THERM 85

CSSUM 85  
 DIMM\_VREF\_1P25\_A 21  
 DIMM\_VREF\_1P25\_B 25  
 EDGE\_TEST 12 15  
 FAN1\_TACH 63  
 FAN2\_TACH 63  
 FET\_TO\_FET\_DECOUP 76  
 FNT\_REAR\_FAN\_CTRL 69 73  
 FP\_RST\* 30 69 71 93  
 FP\_RST\_DBR\* 6 93  
 FRONT\_DRIVER 73  
 FRONT\_FAN\_PWM\_LR 73  
 FRONT\_FAN\_TACH 69 73  
 FRONT\_TACH\_OUT 73  
 FWH\_H\_INIT\* 62  
 FWH\_RST\* 62  
 FWH\_VFP 62  
 GC\_DET\* 18 20  
 GC\_DET\_REF 20  
 GLUE\_SLOTTCC\* 64  
 GND\_SENSE 85  
 GPIO2 30  
 GPIO\_DMAB6\_DETECT\_PRI 35 62  
 GPIO\_DMAB6\_DETECT\_SEC 35 62  
 GPIO\_LAN\_DISABLE\* 30  
 GPIO18\_BASE 33  
 GPIO18\_COL 33  
 GPIO18\_LED 33  
 GRCOMP 12 16  
 GSHING 12 20  
 G\_AD31\_0 12 18  
 G\_AD5TB0 12 18  
 G\_AD5TB0\* 12 18  
 G\_AD5TB1 12 18  
 G\_AD5TB1\* 12 18  
 G\_C\_BE<3,0> 12 18  
 G\_DB1\_LO 12 18  
 G\_DEVSEL\* 12 18  
 G\_FRAME\* 12 18  
 G\_GNT\* 12 18  
 G\_IRDY\* 12 18  
 G\_PAR 12 18  
 G\_PERR\_DET\_XSTR 20  
 G\_PERR\_DET\_XSTR\_ENHIT 20  
 G\_PERR\_PU\* 18 20  
 G\_PIPE\* 12 18  
 G\_RBF\* 12 18  
 G\_REQ\* 12 18  
 G\_SBA<7,0> 12 18  
 G\_SBSTB 12 18  
 G\_SBSTB\* 12 18  
 G\_SERR\* 18  
 G\_ST<2,0> 12 18  
 G\_STOP\* 12 18  
 G\_TRDY\* 12 18  
 G\_WBF\* 12 18  
 H4\_HE\_V\_3P5STBY 69  
 H4\_RSTN\_HE\_PWM1 69  
 H4\_UCC3\_HE\_12V 69  
 H6\_TAC4\_PD 69  
 HD\_LED\* 64 71  
 HD\_RCOMP 9 16  
 HD\_SMING 9 16  
 HI11\_PAR 31 33  
 HI<10,0> 12 31 91  
 HI\_RCOMP\_1CH 31 33  
 HI\_RCOMP\_MCH 12 16  
 HI\_STBF 12 31 91

SCHEMATIC TITLE: INTEL(R) 875P CHIPSET CUSTOMER REFERENCE BOARD  
 PAGE TITLE:

REV:  
1, 2

DRAWING  
 CANTERWOOD\_CRB\_SCH\_1\_95  
 Thu Apr 03 14:02:54 2003

INTEL PLATFORM APPS ENG, LAST REVISED: 01.07.2002  
 1900 PRAIRIE CITY ROAD, FOLSOM, CALIFORNIA 95630

SHEET:  
95/103

CR-96

HI\_VREF\_I1CH 16 31  
 HI\_VREF\_MCH 12 16 91  
 HI\_VSHING 16  
 HI\_VSHING\_I1CH 16 31  
 HI\_VSHING\_MCH 12 16  
 HOLDR\_PULLUP 49  
 H\_AK<31,,3> 6 9  
 H\_A20H\* 6 30  
 H\_ADS\* 6 9  
 H\_ADS\_TB0\* 6 9  
 H\_ADS\_TB1\* 6 9  
 H\_BNR\* 6 9  
 H\_BPM\*(3,,0) 6 7 93  
 H\_BPM4\_PRDY\* 6 7 93  
 H\_BPM5\_PREQ\* 6 7 93  
 H\_BPR1\* 6 9  
 H\_BRM<0,,0> 6 7 9  
 H\_COMP0 6 7  
 H\_COMP1 6 7  
 H\_CPURST\* 6 7 9 93  
 H\_CPURST\_ITP\_R\* 93  
 H\_CPU\_VCC\_SENSE 6 7 85  
 H\_CPU\_VSS\_SENSE 6 7 85  
 H\_DB<63,,0> 6 9  
 H\_DB1\*(3,,0) 6 9  
 H\_DBSY\* 6 9  
 H\_DEFER\* 6 9  
 H\_DRDY\* 6 9  
 H\_FERR\* 6 7 30  
 H\_FLASH\_FEEDBACK\*\_R\* 62  
 H\_FSA\_CLK 17  
 H\_FSA\_CPU 6 17  
 H\_FSA\_MCH 9 17  
 H\_FSB\_CLK 17  
 H\_FSB\_CPU 6 17  
 H\_FSB\_MCH 9 17  
 H\_GTLREF 16  
 H\_GTLREF\_CPU 6 9 16  
 H\_GTLREF\_MCH 9 16  
 H\_GTLREF\_MCH\_R 16  
 H\_HIT\* 6 9  
 H\_HITM\* 6 9  
 H\_I2CNE\* 6 30  
 H\_INIT\* 6 30 62  
 H\_INIT\_R\* 62  
 H\_INTR 6 30  
 H\_LOCK\* 6 9  
 H\_NMI 6 30  
 H\_PROCHOT\* 6 7 9  
 H\_PWRGD 6 7 30  
 H\_REG<4,,0> 6 9  
 H\_RSK<2,,0> 6 9  
 H\_SKT0CC\* 6 64  
 H\_SLP\* 6 30  
 H\_SMI\_2ICH\* 60 90  
 H\_SMI\_DIRECT\* 6 30  
 H\_STB<3,,0> 6 9  
 H\_STBP\*(3,,0) 6 9  
 H\_STPCLK\* 6 90  
 H\_TCK 6 7 93  
 H\_TCK\_75MHZ 93  
 H\_TCK\_ITP 93  
 H\_TDI 6 7 93  
 H\_TDO 6 93  
 H\_TDO\_R 93  
 H\_TEMP\_RET 6 69  
 H\_TEMP\_RET\_HEC 69  
 H\_TEMP\_SRC 6 69  
 H\_TEMP\_SRC\_HEC 69  
 H\_TESTHI\_0 6 7

H\_TESTHI\_1 6 7  
 H\_TESTHI\_2\_7 6 7  
 H\_TESTHI\_8 6 7  
 H\_TESTHI\_9 6 7  
 H\_TESTHI\_10 6 7  
 H\_TESTHI\_11 6 7  
 H\_TESTHI\_12 6 7  
 H\_THERMTRIP\_I1CH\* 6 7 30  
 H\_TMS 6 7 93  
 H\_TRDY\* 6 9  
 H\_TRST\* 6 7 93  
 H\_VCCA 6 8  
 H\_VCCIDPLL 6 8  
 H\_VID<5,,0> 6 69 85  
 H\_VSSA 6 8  
 ICH\_EEPROM\_ORG 49  
 ICH\_EE\_CLK\_CNR 34 46  
 ICH\_EE\_CLK\_R 31 34  
 ICH\_EE\_CS\_CNR 34 46  
 ICH\_EE\_CS\_R 31 34  
 ICH\_EE\_DIN\_CNR 34 46  
 ICH\_EE\_DIN\_R 31 34  
 ICH\_EE\_DOUT\_CNR 34 46  
 ICH\_EE\_DOUT\_R 31 34  
 ICH\_GPI05\_PU 30 33  
 ICH\_GPI012\_PU 30 33  
 ICH\_GPO10\* 30 33  
 ICH\_H\_STPCLK\* 30 90  
 ICH\_IDE\_1R014 29 35  
 ICH\_IDE\_1R015 29 35  
 ICH\_IDE\_PDA<2,,0> 29 35  
 ICH\_IDE\_PDCS1\* 29 35  
 ICH\_IDE\_PDCS3\* 29 35  
 ICH\_IDE\_PDD<15,,0> 29 35  
 ICH\_IDE\_PDDACK\* 29 35  
 ICH\_IDE\_PDDR0 29 35  
 ICH\_IDE\_PDIO0\* 29 35  
 ICH\_IDE\_PDIOH\* 29 35  
 ICH\_IDE\_PIORDY 29 35  
 ICH\_IDE\_SDA<2,,0> 29 35  
 ICH\_IDE\_SDCS1\* 29 35  
 ICH\_IDE\_SDCS3\* 29 35  
 ICH\_IDE\_SDD<15,,0> 29 35  
 ICH\_IDE\_SDDACK\* 29 35  
 ICH\_IDE\_SDR0 29 35  
 ICH\_IDE\_SDI0\* 29 35  
 ICH\_IDE\_SDI0H\* 29 35  
 ICH\_IDE\_SIORDY 29 35  
 ICH\_INTRUDER\_HDR\* 30 33  
 ICH\_LAN\_CLK\_CNR 34 46  
 ICH\_LAN\_CLK\_KIN 34 47  
 ICH\_LAN\_CLK\_R 31 34  
 ICH\_LAN\_RST\_CNR 34 46  
 ICH\_LAN\_RST\_KIN 34 47  
 ICH\_LAN\_RST\_R 31 34  
 ICH\_LAN\_RXD0\_CNR 34 46  
 ICH\_LAN\_RXD0\_KIN 34 47  
 ICH\_LAN\_RXD0\_R 31 34  
 ICH\_LAN\_RXD1\_CNR 34 46  
 ICH\_LAN\_RXD1\_KIN 34 47  
 ICH\_LAN\_RXD1\_R 31 34  
 ICH\_LAN\_RXD2\_CNR 34 46  
 ICH\_LAN\_RXD2\_KIN 34 47  
 ICH\_LAN\_RXD2\_R 31 34  
 ICH\_LAN\_TXD0\_CNR 34 46  
 ICH\_LAN\_TXD0\_KIN 31 34  
 ICH\_LAN\_TXD1\_CNR 34 46  
 ICH\_LAN\_TXD1\_KIN 34 47  
 ICH\_LAN\_TXD1\_R 31 34

ICH\_LAN\_TXD2\_CNR 34 46  
 ICH\_LAN\_TXD2\_KIN 34 47  
 ICH\_LAN\_TXD2\_R 31 34  
 ICH\_P\_PCIRST\* 29 33  
 ICH\_RI\_PU 30 33  
 ICH\_RSMRST\* 30 47 64  
 ICH\_RTCRST\_PULLUP 30 33  
 ICH\_RTCX1 30 33  
 ICH\_RTCX2 30 33  
 ICH\_SYS\_RST\* 30 33  
 ICH\_THRM\_PU\* 30 33  
 ICH\_USB\_RBIA5 31  
 ICH\_VRMPWRGD\_PULLUP 30 33  
 IDE\_PRI\_ACT\* 35 64  
 IDE\_PRI\_RST\_R 35  
 IDE\_RST\* 35 64  
 IDE\_SEC\_ACT\* 35 64  
 IDE\_SEC\_RST\_R 35  
 INTURMEN 30  
 IO\_PME\* 30 63  
 ISOL\_TCK\_KIN 30  
 ISOL\_TEX\_KIN 30  
 ISOL\_TI\_KIN 30 46  
 I\_Q1F2\_R1B2\_R714 73  
 I\_046R4\_1 85  
 I\_04602\_1 85  
 I\_R1F8\_Q1F2 73  
 KBRST\* 30 63  
 LAN\_IPB\_0 83  
 LAN\_IPB\_R 83  
 LAN\_ACTLED\* 47 50  
 LAN\_ATEST+\_RBIA510 47  
 LAN\_AUX\_PWR 47  
 LAN\_CTRL\_IP2 47 83  
 LAN\_CTRL\_IP0 47 83  
 LAN\_DIFF\_TAP\_0 50  
 LAN\_DIFF\_TAP\_1 50  
 LAN\_DIFF\_TAP\_2 50  
 LAN\_DIFF\_TAP\_3 50  
 LAN\_DSBL\* 30 47  
 LAN\_EECS 34 49  
 LAN\_EEDI 34 49  
 LAN\_EE00 34 49  
 LAN\_EE0DE 47  
 LAN\_EESK 34 49  
 LAN\_LINK 49 50  
 LAN\_LINK\_100\* 47 50  
 LAN\_LINK\_1000\* 47 49 50  
 LAN\_LINK\_UP\* 47 50  
 LAN\_MDI\_0 47 50  
 LAN\_MDI\_0\* 47 50  
 LAN\_MDI\_1 47 50  
 LAN\_MDI\_1\* 47 50  
 LAN\_MDI\_2 47 50  
 LAN\_MDI\_2\* 47 50  
 LAN\_MDI\_3 47 50  
 LAN\_MDI\_3\* 47 50  
 LAN\_PME\* 30 47  
 LAN\_RST\* 30 31  
 LAN\_TC\_EECS 47 49  
 LAN\_TC\_EEDI 47 49  
 LAN\_TC\_EE00 47 49  
 LAN\_TC\_EESK 47 49  
 LAN\_TEST 47  
 LAN\_VCT 50  
 LAN\_V\_IP2 48 49 51 83  
 LAN\_V\_IP0 48 49 50 83  
 LAN\_XTL1 47 49  
 LAN\_XTL2 47 49  
 LAN\_X\_CAP 48

LATCHED\_BACKFEED\_CUT 64 76 78  
 LPCPD\* 30 63  
 L\_AD<3,,0> 30 62 63  
 L\_DR0\* 30 63  
 L\_FRAME\* 30 62 63  
 M\_BS\_A<1,,0> 10 21 23  
 M\_BS\_B<1,,0> 11 25 27  
 M\_CAS\_A\* 10 21 23  
 M\_CAS\_B\* 11 25 27  
 M\_DATA\_A<63,,0> 10 21 22  
 M\_DATA\_B<63,,0> 11 25 26  
 M\_DOS\_A<8,,0> 10 21 23  
 M\_DOS\_B<8,,0> 11 25 27  
 M\_ECC\_A<7,,0> 10 21 22  
 M\_ECC\_B<7,,0> 11 25 26  
 M\_HAA\_A<12,,0> 10 21 22  
 M\_HAA\_B<12,,0> 11 25 26  
 M\_RAS\_A\* 10 21 23  
 M\_RAS\_B\* 11 25 27  
 M\_SCKE\_A<3,,0> 10 21 23  
 M\_SCKE\_B<3,,0> 11 25 27  
 M\_SCS\_A<3,,0> 10 21 23  
 M\_SCS\_B<3,,0> 11 25 27  
 M\_WE\_A\* 10 21 23  
 M\_WE\_B\* 11 25 27  
 NET\_CLR\_CMOS\_TUMPER 33  
 NET\_USB\_FNT\_P10 39  
 OPT\_COMPAT 6  
 OSC\_CK14M\_XTALIN 17 90  
 OSC\_CK14M\_XTALOUT 17  
 PASSIVE\_BLEED\_PATH 90  
 PA\_COM\_CTS1\* 63 68  
 PA\_COM\_DCD1\* 63 68  
 PA\_COM\_DSR1\* 63 68  
 PA\_COM\_DTR1\* 63 68  
 PA\_COM\_RI1\* 63 68  
 PA\_COM\_RTS1\* 63 68  
 PA\_COM\_RXD1 63 68  
 PA\_COM\_TXD1 63 68  
 PA\_FDD\_DI\* 63 65  
 PA\_FDD\_DRVDEN0 63 65  
 PA\_FDD\_DRVDEN1 63 65  
 PA\_FDD\_DS0\* 63 65  
 PA\_FDD\_DSKCHG\* 63 65  
 PA\_FDD\_HDSEL\* 63 65  
 PA\_FDD\_INDEX\* 63 65  
 PA\_FDD\_MTR0\* 63 65  
 PA\_FDD\_RDATA\* 63 65  
 PA\_FDD\_STEP\* 63 65  
 PA\_FDD\_TR00\* 63 65  
 PA\_FDD\_WDATA\* 63 65  
 PA\_FDD\_WGATE\* 63 65  
 PA\_FDD\_WTRPRT\* 63 65  
 PA\_F\_CAP 64  
 PA\_GP104 63  
 PA\_GP10\_GRN\_BLNK\_HDR 64 71  
 PA\_GP10\_YLW\_BLNK\_HDR 64 71  
 PA\_KB0LOCK 63 66  
 PA\_KBDATA 63 66  
 PA\_LPT\_ACK\* 63 67  
 PA\_LPT\_ALF\* 63 67  
 PA\_LPT\_BUSY 63 67  
 PA\_LPT\_ERR\* 63 67  
 PA\_LPT\_INIT\* 63 67  
 PA\_LPT\_PD<7,,0> 63 67  
 PA\_LPT\_PE 63 67  
 PA\_LPT\_SLCT 63 67  
 PA\_LPT\_SLCTIN\* 63 67  
 PA\_SF0000 69 69  
 Schematic Title: INTEL(R) 875P CHIPSET CUSTOMER REFERENCE BOARD

DRAWING  
 CANTERWOOD\_CRB\_SCH\_1\_96  
 Thu Apr 03 14:02:54 2003

INTEL PLATFORM APPS ENG, 1900 PRAIRIE CITY ROAD, FOLSOM, CALIFORNIA 95630

LAST REVISED: 01.07.2002

REV: 1,2  
 SHEET: 96/103

CR-97

|                           |    |                   |
|---------------------------|----|-------------------|
| PA_MSDATA                 | 63 | 66                |
| PA_PCIRST*                | 63 |                   |
| PCI_VAUX_NCH              | 78 |                   |
| PCI_VAUX_PCH              | 78 |                   |
| PNB014                    | 62 |                   |
| PN_FWH_GP12               | 62 |                   |
| PN_FWH_GP13               | 62 |                   |
| PN_FWH_GP14               | 62 |                   |
| POWER_GOOD                | 83 | 85                |
| PS_ON*                    | 64 | 75                |
| PWM1_SNUB                 | 86 |                   |
| PWM2_SNUB                 | 86 |                   |
| PWM3_SNUB                 | 87 |                   |
| PWRGD_3V                  | 9  | 30 36 62 64 79 80 |
| PWRGD_3V_R                | 79 |                   |
| PWRGD_3V_R_LEFT           | 80 |                   |
| PWRGD_3V_R_MID            | 79 |                   |
| PWRGD_FET_B               | 83 |                   |
| PWRGD_PS                  | 64 | 75                |
| P_ACK64*                  | 40 | 41                |
| P_AD(31,,0)               | 29 | 40 41 42 43 44    |
| P_C/BEK(3,,0)             | 29 | 40 41 42 43 44    |
| P_DEVSEL*                 | 29 | 40 41 42 43 44 45 |
| P_FRAME*                  | 29 | 40 41 42 43 44 45 |
| P_GNT*(4,,0)              | 29 | 40 41 42 43 44    |
| P_INTA*                   | 18 | 29 40 42 45       |
| P_INTB*                   | 18 | 29 42 45          |
| P_INTC*                   | 29 | 40 41 42 45       |
| P_INTD*                   | 29 | 41 42 45          |
| P_INTE*                   | 29 | 40 43 44 45 47    |
| P_INTF*                   | 29 | 41 43 44 45       |
| P_INTG*                   | 29 | 41 43 44 45       |
| P_INTH*                   | 29 | 40 43 44 45       |
| P_IRDY*                   | 29 | 40 41 42 43 44 45 |
| P_PAR                     | 29 | 40 41 42 43 44    |
| P_PCIRST*                 | 12 | 39 47 62 63       |
| P_PERR*                   | 29 | 40 41 42 43 44 45 |
| P_PLOCK*                  | 29 | 40 41 42 43 44 45 |
| P_PME*                    | 18 | 29 40 41 42 43 44 |
| P_REG*(4,,0)              | 29 | 40 41 42 43 44 45 |
| P_REOS*                   | 29 | 45                |
| P_REOS4D*                 | 41 |                   |
| P_REOS4E*                 | 40 |                   |
| P_REGOK                   | 29 | 45                |
| P_RST_SLOTS*              | 18 | 40 41 42 43 44 64 |
| P_RST_SLOTS_R*            | 64 |                   |
| P_SERR*                   | 29 | 40 41 42 43 44 45 |
| P_STOP*                   | 29 | 40 41 42 43 44 45 |
| P_TRDY*                   | 29 | 40 41 42 43 44 45 |
| REAR_DRIVER               | 73 |                   |
| REAR_FAN_PWM_LR           | 73 |                   |
| REAR_FAN_TACH             | 63 | 69 73             |
| REAR_TACH_OUT             | 73 |                   |
| RECOVERY_CONFIGURE_PULLUP | 62 |                   |
| REOS4A*                   | 44 |                   |
| REOS4B*                   | 43 |                   |
| REOS4C*                   | 42 |                   |
| RTC_XTAL_HDR              | 90 |                   |
| SATABIAS                  | 30 |                   |
| SATAHDR_RXN0              | 30 | 61                |
| SATAHDR_RXN1              | 30 | 61                |
| SATAHDR_RXP0              | 30 | 61                |
| SATAHDR_RXP1              | 30 | 61                |
| SATAHDR_TXN0              | 30 | 61                |
| SATAHDR_TXN1              | 30 | 61                |
| SATAHDR_TXP0              | 30 | 61                |
| SATAHDR_TXP1              | 30 | 61                |
| SCSI_ACT*                 | 30 | 64                |
| SCSI_ACT_HDR              | 64 |                   |
| SER_IRQ                   | 30 | 63                |

|                        |    |                   |
|------------------------|----|-------------------|
| SE_ZONE_TDN            | 69 |                   |
| SE_ZONE_TDP            | 69 |                   |
| SIO_COM_CTS1_232       | 68 |                   |
| SIO_COM_DCD1_232       | 68 |                   |
| SIO_COM_DSR1_232       | 68 |                   |
| SIO_COM_DTR1_232       | 68 |                   |
| SIO_COM_RT1_232        | 68 |                   |
| SIO_COM_RXD1_232       | 68 |                   |
| SIO_COM_RXD1_232*      | 68 |                   |
| SIO_KBCLK_FB           | 66 |                   |
| SIO_KBDATA_FB          | 66 |                   |
| SIO_LPT_ALF_R*         | 67 |                   |
| SIO_LPT_INIT_R*        | 67 |                   |
| SIO_LPT_PD0_R          | 67 |                   |
| SIO_LPT_PD1_R          | 67 |                   |
| SIO_LPT_PD2_R          | 67 |                   |
| SIO_LPT_PD3_R          | 67 |                   |
| SIO_LPT_PD4_R          | 67 |                   |
| SIO_LPT_PDS_R          | 67 |                   |
| SIO_LPT_PDS_R*         | 67 |                   |
| SIO_LPT_PDT_R          | 67 |                   |
| SIO_LPT_SLCTIN_R*      | 67 |                   |
| SIO_LPT_STROBE_R*      | 67 |                   |
| SIO_MSCLK_FB           | 66 |                   |
| SLOT_SMB_CLK1          | 43 | 44                |
| SLOT_SMB_CLK3          | 42 | 43                |
| SLOT_SMB_DATA1         | 43 | 44                |
| SLOT_SMB_DATA3         | 42 | 43                |
| SLP_S3*                | 30 | 64                |
| SLP_S4*                | 30 | 64                |
| SMB_ALERT_PU           | 30 | 33                |
| SMB_ALERT_PWRGD        | 47 |                   |
| SMB_CLK_MAIN           | 17 | 21 25 46 64       |
| SMB_CLK_RESUME         | 30 | 40 41 43 47 64 69 |
| SMB_DATA_MAIN          | 17 | 21 25 46 64       |
| SMB_DATA_RESUME        | 30 | 40 41 43 47 64 69 |
| SMLINK0                | 30 |                   |
| SMLINK1                | 30 |                   |
| SML_ALERT*             | 30 | 71                |
| SMVREF_CRP             | 10 | 15                |
| SMVREF_SOURCE          | 11 | 15                |
| SMVRCOMP               | 10 | 15                |
| SMVRCOMP_U0H           | 10 | 15                |
| SMVRCOMP_U0L           | 10 | 15                |
| SMVRCOMP               | 11 | 15                |
| SMVRCOMP_U0H           | 11 | 15                |
| SMVRCOMP_U0L           | 11 | 15                |
| SPKR                   | 30 | 70                |
| SPKR_OUT               | 70 |                   |
| SUSCLK                 | 30 | 63                |
| SWITCH_ONK             | 71 |                   |
| SW_ONK                 | 30 | 71                |
| TR_BOTTOM_FLOPPY_500MH | 91 |                   |
| TR_TOP_LEFT_ATX_500MH  | 91 |                   |
| TESTLOW_TP0            | 14 |                   |
| TESTLOW_TP1            | 14 |                   |
| TESTLOW_TP2            | 14 |                   |
| TESTLOW_TP3            | 14 |                   |
| TESTLOW_TP4            | 14 |                   |
| TESTLOW_TP5            | 14 |                   |
| TESTLOW_TP6            | 14 |                   |
| TESTLOW_TP7            | 14 |                   |
| TESTLOW_TP8            | 14 |                   |
| TESTLOW_TP9            | 14 |                   |
| TESTLOW_TP10           | 14 |                   |
| TESTLOW_TP11           | 14 |                   |
| TESTLOW_TP12           | 14 |                   |
| TESTLOW_TP13           | 14 |                   |

|                        |    |    |
|------------------------|----|----|
| TESTLOW_TP14           | 14 |    |
| TESTLOW_TP15           | 14 |    |
| TEST_EN_KIN            | 30 | 47 |
| TEST_TP0               | 14 |    |
| TEST_TP1               | 14 |    |
| TEST_TP2               | 14 |    |
| TEST_TP3               | 14 |    |
| TEST_TP4               | 14 |    |
| TEST_TP5               | 14 |    |
| TEST_TP6               | 14 |    |
| TEST_TP7               | 14 |    |
| TEST_TP8               | 14 |    |
| TEST_TP9               | 14 |    |
| TEST_TP10              | 14 |    |
| TEST_TP11              | 14 |    |
| TEST_TP12              | 14 |    |
| TEST_TP13              | 14 |    |
| TP_14MHZ_INJECT        | 90 |    |
| TP_30I5                | 65 |    |
| TP_30I25               | 65 |    |
| TP_30I35               | 65 |    |
| TP_40I5                | 66 |    |
| TP_40I25               | 66 |    |
| TP_40I35               | 66 |    |
| TP_40I45               | 66 |    |
| TP_2700_RP3            | 40 |    |
| TP_2700_RP4            | 40 |    |
| TP_2700_RP5            | 40 |    |
| TP_2700_RP6            | 40 |    |
| TP_AUD_FP_7            | 56 |    |
| TP_AUD_JACK_RIGHT_LOUT | 55 |    |
| TP_AUD_LRAUX1          | 52 |    |
| TP_AUD_PHONE           | 52 |    |
| TP_AUD_RAUXIN          | 52 |    |
| TP_BA2_113_DIMM0_A     | 21 |    |
| TP_BA2_113_DIMM0_B     | 25 |    |
| TP_BA2_113_DIMM1_A     | 21 |    |
| TP_BA2_113_DIMM1_B     | 25 |    |
| TP_CK_14MLPC           | 17 |    |
| TP_CLRCHOS             | 39 |    |
| TP_CNR_A1              | 46 |    |
| TP_CNR_A2              | 46 |    |
| TP_CNR_A4              | 46 |    |
| TP_CNR_A5              | 46 |    |
| TP_CNR_A12             | 46 |    |
| TP_CNR_B1              | 46 |    |
| TP_CNR_B2              | 46 |    |
| TP_CNR_B3              | 46 |    |
| TP_CNR_B5              | 46 |    |
| TP_CNR_B6              | 46 |    |
| TP_CNR_B14             | 46 |    |
| TP_CPU_A03             | 6  |    |
| TP_CPU_A01             | 6  |    |
| TP_CPU_A02             | 6  |    |
| TP_CPU_A01             | 6  |    |
| TP_CPU_J26             | 6  |    |
| TP_CPU_K25             | 6  |    |
| TP_CPU_K26             | 6  |    |
| TP_CPU_L25             | 6  |    |
| TP_CPU_V3              | 6  |    |
| TP_CPU_V5              | 6  |    |
| TP_CPU_V6              | 6  |    |
| TP_CPU_W2              | 6  |    |
| TP_CPU_Y1              | 6  |    |
| TP_DBA_I1P             | 93 |    |
| TP_DIMM0_SCS2*         | 21 |    |
| TP_DIMM0_SCS3*         | 21 |    |
| TP_DIMM0_SCS_B2*       | 25 |    |
| TP_DIMM0_SCS_B3*       | 25 |    |
| TP_DIMM1_SCS2*         | 21 |    |

|                      |    |
|----------------------|----|
| TP_DIMM1_SCS3*       | 21 |
| TP_DIMM1_SCS_B2*     | 25 |
| TP_DIMM1_SCS_B3*     | 25 |
| TP_EXITS*            | 12 |
| TP_FETEN_103_DIMM0_A | 21 |
| TP_FETEN_103_DIMM1_A | 21 |
| TP_FETEN_103_DIMM1_B | 25 |
| TP_FETEN_103_DIMM0_B | 25 |
| TP_FP_IRRX_11        | 71 |
| TP_FP_IRTX_15        | 71 |
| TP_FP_RST_R*         | 64 |
| TP_FSA               | 17 |
| TP_F5B               | 17 |
| TP_FWH_9             | 62 |
| TP_FWH_10            | 62 |
| TP_FWH_11            | 62 |
| TP_FWH_12            | 62 |
| TP_FWH_13            | 62 |
| TP_FWH_19            | 62 |
| TP_FWH_20            | 62 |
| TP_FWH_21            | 62 |
| TP_FWH_22            | 62 |
| TP_FWH_29            | 62 |
| TP_GP020             | 30 |
| TP_GP105             | 63 |
| TP_GP109             | 30 |
| TP_GP1021            | 30 |
| TP_GP1023            | 30 |
| TP_GP1027            | 30 |
| TP_GP10_DIAGLED_DATA | 63 |
| TP_GP10_DIAGLED_STR  | 63 |
| TP_GP10_FAN1_CTRL    | 63 |
| TP_GP10_FAN2_CTRL    | 63 |
| TP_GP022             | 30 |
| TP_GTLREF0           | 6  |
| TP_GTLREF2           | 6  |
| TP_GTLREF3           | 6  |
| TP_HIERR*            | 6  |
| TP_H_RSVD_A7         | 6  |
| TP_H_RSVD_A22        | 6  |
| TP_H_RSVD_AE21       | 6  |
| TP_H_RSVD_AF24       | 6  |
| TP_H_RSVD_AF25       | 6  |
| TP_H_TCK_DEBUG       | 93 |
| TP_H_TDI_DEBUG       | 93 |
| TP_H_TEMP_RET_HDR    | 69 |
| TP_H_TEMP_SRC_HDR    | 69 |
| TP_H_TMS_DEBUG       | 93 |
| TP_H_TRST_DEBUG*     | 93 |
| TP_ICH_A02           | 30 |
| TP_ICH_P20           | 30 |
| TP_ICH_R24           | 30 |
| TP_IDE_PRI_32        | 35 |
| TP_IDE_SEC_32        | 35 |
| TP_LAN_A4            | 47 |
| TP_LAN_A5            | 47 |
| TP_LAN_A8            | 47 |
| TP_LAN_ATEST-        | 47 |
| TP_LAN_B1            | 47 |
| TP_LAN_B2            | 47 |
| TP_LAN_B4            | 47 |
| TP_LAN_B5            | 47 |
| TP_LAN_B6            | 47 |
| TP_LAN_BB            | 47 |
| TP_LAN_C1            | 47 |
| TP_LAN_C2            | 47 |
| TP_LAN_C3            | 47 |
| TP_LAN_CS            | 47 |

SCHEMATIC TITLE:  
INTEL(R) 875P CHIPSET CUSTOMER REFERENCE BOARD

PAGE TITLE:

REV: 1, 2

INTEL PLATFORM APPS ENG. LAST REVISED: 01.07.2002 SHEET: 97/103

DRAWING  
CANTERWOOD\_CRB\_SCH\_1\_97  
Thu Apr 03 14:02:54 2003

CR-98

|                     |    |
|---------------------|----|
| TP_LAN_C0           | 47 |
| TP_LAN_D1           | 47 |
| TP_LAN_D2           | 47 |
| TP_LAN_D3           | 47 |
| TP_LAN_D9           | 47 |
| TP_LAN_D10          | 47 |
| TP_LAN_E3           | 47 |
| TP_LAN_F1           | 47 |
| TP_LAN_F2           | 47 |
| TP_LAN_F3           | 47 |
| TP_LAN_G3           | 47 |
| TP_LAN_L7           | 47 |
| TP_LAN_L8           | 47 |
| TP_LAN_L12          | 47 |
| TP_LAN_M7           | 47 |
| TP_LAN_M8           | 47 |
| TP_LAN_M9           | 47 |
| TP_LAN_M11          | 47 |
| TP_LAN_N7           | 47 |
| TP_LAN_N9           | 47 |
| TP_LAN_N11          | 47 |
| TP_LAN_P4           | 47 |
| TP_LAN_P5           | 47 |
| TP_LAN_P6           | 47 |
| TP_LPT_SPARE_L1     | 67 |
| TP_LPT_SPARE_B      | 67 |
| TP_LLDR01*          | 30 |
| TP_MINUSSV          | 75 |
| TP_OVRCNT*          | 10 |
| TP_RA_TESTEN_L1     | 64 |
| TP_PC11_A9          | 44 |
| TP_PC11_A11         | 44 |
| TP_PC11_B4          | 44 |
| TP_PC11_B9          | 44 |
| TP_PC11_B10         | 44 |
| TP_PC11_B11         | 44 |
| TP_PC11_B14         | 44 |
| TP_PC12_A9          | 43 |
| TP_PC12_A11         | 43 |
| TP_PC12_B4          | 43 |
| TP_PC12_B9          | 43 |
| TP_PC12_B10         | 43 |
| TP_PC12_B11         | 43 |
| TP_PC12_B14         | 43 |
| TP_PC13_A9          | 42 |
| TP_PC13_A11         | 42 |
| TP_PC13_B4          | 42 |
| TP_PC13_B9          | 42 |
| TP_PC13_B10         | 42 |
| TP_PC13_B11         | 42 |
| TP_PC13_B14         | 42 |
| TP_PC14_A9          | 41 |
| TP_PC14_A11         | 41 |
| TP_PC14_B4          | 41 |
| TP_PC14_B9          | 41 |
| TP_PC14_B10         | 41 |
| TP_PC14_B11         | 41 |
| TP_PC14_B14         | 41 |
| TP_PC15_A9          | 40 |
| TP_PC15_A11         | 40 |
| TP_PC15_B4          | 40 |
| TP_PC15_B9          | 40 |
| TP_PC15_B10         | 40 |
| TP_PC15_B11         | 40 |
| TP_PC15_B14         | 40 |
| TP_PC1RST_OUT2_R*   | 64 |
| TP_P_GNTS*          | 29 |
| TP_P_GNTA*          | 29 |
| TP_RESET_10_DIMM0_A | 21 |
| TP_RESET_10_DIMM0_B | 25 |

|                     |       |
|---------------------|-------|
| TP_RESET_10_DIMM1_A | 21    |
| TP_RESET_10_DIMM1_B | 25    |
| TP_RP2C1_4          | 7     |
| TP_RP2C1_5          | 7     |
| TP_RP2G5_4          | 22    |
| TP_RP2H2_4          | 26    |
| TP_RP2H4_4          | 26    |
| TP_RP2H6_2          | 26    |
| TP_RP3H3_2          | 26    |
| TP_RP3H6Y_1         | 26    |
| TP_RP4G1_2          | 22    |
| TP_RP4H1_3          | 26    |
| TP_RP4H3_1          | 26    |
| TP_RP5H5_3          | 26    |
| TP_RP6D2_4          | 45    |
| TP_RP6D2_5          | 45    |
| TP_RP6H2_3          | 26    |
| TP_RP6H4_1          | 26    |
| TP_RP8E4_5          | 45    |
| TP_RP10_S1_3        | 7     |
| TP_RP10_S1_4        | 7     |
| TP_RP20D2_1         | 22    |
| TP_RP1701_4         | 20    |
| TP_RP1701_5         | 20    |
| TP_RP2105_2         | 22    |
| TP_RP2105_3         | 22    |
| TP_RP2105_5         | 22    |
| TP_RSVD             | 12    |
| TP_SCK_BJT_GATE     | 64    |
| TP_SCG1_ACT_PIN2    | 64    |
| TP_SLP_55K          | 30    |
| TP_SMI_CPU          | 90    |
| TP_SMI_LICH         | 90    |
| TP_TCK1_ITP         | 93    |
| TP_TYPEDET*         | 10    |
| TP_USB_MINUS        | 10    |
| TP_USB_PLUS         | 10    |
| TP_VDDID_62_DIMM0_A | 21    |
| TP_VDDID_62_DIMM0_B | 25    |
| TP_VDDID_62_DIMM1_A | 21    |
| TP_VDDID_62_DIMM1_B | 25    |
| TP_VREF_AOP_PCH     | 10    |
| TP_VREG_LINEAR_RP_2 | 70    |
| TP_VREG_LINEAR_RP_0 | 70    |
| TP_VREG_SM4         | 85    |
| TP_WP_90_DIMM0_A    | 21    |
| TP_WP_90_DIMM0_B    | 25    |
| TP_WP_90_DIMM1_A    | 21    |
| TP_WP_90_DIMM1_B    | 25    |
| USB_BACK1           | 31 39 |
| USB_BACK1*          | 31 39 |
| USB_BACK1_R         | 39 50 |
| USB_BACK1_R*        | 39 50 |
| USB_BACK2           | 31 39 |
| USB_BACK2*          | 31 39 |
| USB_BACK2_R         | 39 50 |
| USB_BACK2_R*        | 39 50 |
| USB_BACK3           | 31 36 |
| USB_BACK3*          | 31 36 |
| USB_BACK4           | 31 36 |
| USB_BACK4*          | 31 36 |
| USB_BACK5           | 31 36 |
| USB_BACK5*          | 31 36 |
| USB_BACK6           | 31 36 |
| USB_BACK6*          | 31 36 |
| USB_BPR3            | 36    |
| USB_BPR3*           | 36    |
| USB_BPR4            | 36    |
| USB_BPR4*           | 36    |
| USB_BPR5            | 36    |

|                     |                                     |
|---------------------|-------------------------------------|
| USB_BPR5*           | 36                                  |
| USB_BPR6            | 36                                  |
| USB_BPR6*           | 36                                  |
| USB_CNR             | 37 46                               |
| USB_CNR*            | 37 46                               |
| USB_CNR_PWR         | 36 46                               |
| USB_FNT_PWR         | 36 39                               |
| USB_FRONT1          | 37 39                               |
| USB_FRONT1*         | 37 39                               |
| USB_FRONT1_CNR      | 31 37                               |
| USB_FRONT1_CNR*     | 31 37                               |
| USB_FRONT1_LL       | 39                                  |
| USB_FRONT1_LL*      | 39                                  |
| USB_FRONT2          | 31 39                               |
| USB_FRONT2*         | 31 39                               |
| USB_FRONT2_LL       | 39                                  |
| USB_FRONT2_LL*      | 39                                  |
| USB_OC_BACK_LEFT*   | 31 60                               |
| USB_OC_BACK_MID*    | 31 79                               |
| USB_OC_BACK_RIGHT*  | 31 79                               |
| USB_OC_CNR*         | 36 46                               |
| USB_OC_FRONT_CNR*   | 31 36                               |
| USB_OC_FRONT_R*     | 36 39                               |
| V2PS_DCAP1          | 13 15 16                            |
| V2PS_DCAP2          | 13 16                               |
| V2PS_DCAP3          | 13 15 16                            |
| V2PS_DCAP4          | 13 16                               |
| V2PS_DCAP5          | 13 16                               |
| V2PS_DCAP6          | 13 16                               |
| VCC3_CLK            | 17                                  |
| VCC3_CLK4B          | 17                                  |
| VCC3_CLKA           | 17                                  |
| VCCP                | 6 7 8 14 16 17 32 33 69 85 86 87 88 |
| VCCP_SENSE          | 85                                  |
| VCCP_VID            | 6 85                                |
| VCCP_VIDGD          | 6 85                                |
| VCCP_VIDGD_R        | 85                                  |
| VCCP_VID_R          | 85                                  |
| VCCSUS1_S_A         | 32 39                               |
| VCCSUS1_S_B         | 32 39                               |
| VCCSUS1_S_C         | 32 39                               |
| VCCVID_SMR          | 85                                  |
| VCC_HLEDL_PWR       | 71                                  |
| VCC_SENSE           | 85                                  |
| VCC_SENSE_RC        | 85                                  |
| VCC_VCCP_SENSE      | 85                                  |
| VCORE_DCAP1         | 13 16                               |
| VCORE_DCAP2         | 13 16                               |
| VCORE_DCAP3         | 13 16                               |
| VCORE_DCAP4         | 13 16                               |
| VMARG_IPS_CORE      | 84                                  |
| VREG_1_BST          | 86                                  |
| VREG_2_BST          | 86                                  |
| VREG_3P3_STBY_ADJ   | 81                                  |
| VREG_3_BST          | 87                                  |
| VREG_12V_FILTERED   | 86 87 88                            |
| VREG_12V_POWER      | 75 85 88                            |
| VREG_BFEED_R        | 70                                  |
| VREG_BFEED_R1       | 70                                  |
| VREG_BFEED_R2       | 70                                  |
| VREG_BFEED_RR       | 70                                  |
| VREG_DELAY          | 85                                  |
| VREG_FNT_PWRGD_3V   | 30                                  |
| VREG_FNT_PWRGD_3V_R | 30                                  |
| VREG_ILIMIT         | 85 86 87                            |
| VREG_LL_BFEED_R     | 70                                  |
| VREG_LL_BFEED_R2    | 70                                  |
| VREG_LL_BFEED_RR    | 70                                  |
| VREG_LL_BFEED_RR2   | 70                                  |

|                      |                                     |
|----------------------|-------------------------------------|
| VREG_MAIN_STBY_LED_R | 75                                  |
| VREG_P52             | 66 79                               |
| VREG_PWM1            | 85 86                               |
| VREG_PWM1_G_DRV_LH   | 86                                  |
| VREG_PWM1_G_DRV_LL   | 86                                  |
| VREG_PWM1_SENSE      | 85 86                               |
| VREG_PWM2            | 85 86                               |
| VREG_PWM2_G_DRV_LH   | 86                                  |
| VREG_PWM2_G_DRV_LL   | 86                                  |
| VREG_PWM2_SENSE      | 85 86                               |
| VREG_PWM3            | 85 87                               |
| VREG_PWM3_G_DRV_LH   | 87                                  |
| VREG_PWM3_G_DRV_LL   | 87                                  |
| VREG_PWM3_SENSE      | 85 87                               |
| VREG_RAMPADJ         | 85                                  |
| VREG_RT              | 85                                  |
| VREG_USB_BP_LEFT     | 50 80                               |
| VREG_USB_BP_MID      | 36 79                               |
| VREG_USB_BP_RIGHT    | 36 79                               |
| VREG_USB_NCH         | 36 79 80                            |
| VREG_USB_NCHLL       | 76 78                               |
| VREG_USB_PCH         | 36 79 80                            |
| VREG_USB_PCHLL       | 76                                  |
| VREG_USB_Q           | 79 80                               |
| VREG_USB_Q_LEFT      | 80                                  |
| VREG_VBAT_R          | 78                                  |
| VSS_SENSE            | 85                                  |
| VTT_DCAP1            | 14 16                               |
| VTT_DCAP2            | 14 16                               |
| VTT_DCAP3            | 14 16                               |
| VTT_DCAP4            | 14 16                               |
| VTT_MCH              | 14 15 16 83                         |
| VTT_MCH_FET          | 83                                  |
| VTT_MCH_PWR          | 83                                  |
| VTT_PWRGD*           | 17                                  |
| VTT_PWRGD_FET_CTRL   | 17                                  |
| V_1PS_AMP_PWR        | 84                                  |
| V_1PS_CORE           | 13 15 16 18 20 32 33 51 69 75 84 91 |
| V_1PS_VCCALFSB       | 14 15                               |
| V_1PS_VCCALSM        | 14 15                               |
| V_1PS5_MEMVTT        | 22 23 24 26 27 28 76                |
| V_3P5_SM             | 13 15 16 21 24 25 28 76             |
| V_3P0_BAT_VREG       | 30 32 33 78                         |
| V_3P3_PCI_VAUX       | 16 40 41 42 43 44 46 47 48 49 76 83 |
| V_3P3_STBY           | 30 32 33 49 63 64 69 71 76 81 83 84 |
| V_3P5_STBY           | 30                                  |
| V_SP0_AUD_ANALOG     | 52 56 57 59                         |
| V_SP0_STBY           | 36 59 64 68 75 76 78 79 80 81 82 85 |
| V_BAT_VREG_R_CR      | 70                                  |
| V_REF5V              | 32 33 64                            |
| V_REF5V_SUS          | 32 33 64                            |
| WI_10_0              | 12 47                               |
| WIRCMP_SP            | 12 51                               |
| WIRCMP_TC            | 47 51                               |
| WISWING_SP           | 12 51                               |
| WISWING_TC           | 47 51                               |
| WIVREF_SP            | 12 51                               |
| WIVREF_TC            | 47 51                               |
| WI_STBF              | 12 47                               |
| WI_STBS              | 12 47                               |
| WP*_PULLUP           | 49                                  |

SCHEMATIC TITLE:  
INTEL(R) 875P CHIPSET CUSTOMER REFERENCE BOARD  
PAGE TITLE:  
INTEL PLATFORM APPS ENG, 1900 PRAIRIE CITY ROAD, FOLSOM, CALIFORNIA 95630  
LAST REVISED:  
01.07.2002  
REU  
1, 2  
SHEET:  
98/103

DRAWING  
CANTERWOOD\_CRB\_SCH\_1\_98  
Thu Apr 03 14:02:54 2003

CR-99

\*\*\* Unit Cross-Reference \*\*\*  
 --- for the entire design ---

|       |       |    |
|-------|-------|----|
| C1    | CAPN  | 15 |
| C1A1  | capn  | 79 |
| C1A2  | CAPN  | 66 |
| C1A3  | CAPN  | 66 |
| C1A4  | CAPN  | 66 |
| C1A5  | CAPN  | 66 |
| C1A6  | CAPN  | 66 |
| C1A7  | CAPN  | 66 |
| C1A8  | CAPN  | 66 |
| C1A9  | CAP-P | 79 |
| C1B1  | CAP-P | 79 |
| C1B2  | CAPN  | 86 |
| C1C1  | CAPN  | 79 |
| C1C2  | CAP-P | 86 |
| C1C3  | CAP-P | 86 |
| C1C4  | CAPN  | 79 |
| C1D1  | CAPN  | 85 |
| C1D2  | CAPN  | 85 |
| C1D3  | CAPN  | 85 |
| C1D4  | CAPN  | 93 |
| C1D5  | CAPN  | 93 |
| C1F1  | capn  | 69 |
| C1F2  | CAPN  | 73 |
| C1F3  | CAPN  | 69 |
| C1G1  | CAP-P | 76 |
| C1G3  | CAPN  | 76 |
| C1H2  | CAPN  | 24 |
| C1H3  | CAPN  | 24 |
| C1H5  | CAPN  | 28 |
| C1H9  | CAPN  | 28 |
| C1H10 | CAPN  | 28 |
| C1H11 | CAPN  | 68 |
| C1H12 | CAPN  | 68 |
| C1H13 | CAPN  | 28 |
| C1J1  | CAPN  | 64 |
| C1J2  | CAPN  | 68 |
| C1J3  | CAPN  | 63 |
| C1J4  | CAP-P | 76 |
| C1J5  | CAPN  | 63 |
| C2A1  | CAPN  | 82 |
| C2A2  | capn  | 79 |
| C2A3  | capn  | 79 |
| C2B1  | CAPN  | 86 |
| C2B2  | CAP-P | 88 |
| C2B3  | CAPN  | 86 |
| C2B4  | CAPN  | 86 |
| C2B5  | CAPN  | 86 |
| C2C1  | CAP-P | 88 |
| C2C2  | CAP-P | 88 |
| C2C3  | CAP-P | 88 |
| C2C4  | CAPN  | 88 |
| C2C5  | CAPN  | 88 |
| C2C6  | CAPN  | 88 |
| C2C7  | CAPN  | 88 |
| C2C8  | CAPN  | 88 |
| C2C9  | CAPN  | 88 |
| C2C10 | CAPN  | 88 |
| C2C11 | CAPN  | 88 |
| C2C12 | CAPN  | 88 |
| C2C13 | CAPN  | 88 |
| C2C14 | CAPN  | 88 |
| C2C15 | CAPN  | 88 |
| C2C16 | CAPN  | 88 |
| C2D1  | CAPN  | 88 |
| C2D2  | CAPN  | 88 |
| C2D3  | CAPN  | 88 |
| C2D4  | CAPN  | 88 |

|       |       |    |
|-------|-------|----|
| C2D5  | CAPN  | 88 |
| C2E1  | CAPN  | 88 |
| C2E2  | CAPN  | 88 |
| C2E3  | CAPN  | 88 |
| C2E4  | CAPN  | 88 |
| C2E5  | CAPN  | 88 |
| C2E6  | CAPN  | 88 |
| C2E7  | CAPN  | 88 |
| C2E8  | CAPN  | 88 |
| C2E9  | CAPN  | 88 |
| C2E10 | CAPN  | 88 |
| C2E11 | CAPN  | 6  |
| C2F1  | CAPN  | 73 |
| C2F2  | CAP-P | 76 |
| C2G1  | CAPN  | 24 |
| C2G2  | CAPN  | 24 |
| C2G3  | CAPN  | 24 |
| C2G4  | CAPN  | 24 |
| C2H1  | CAPN  | 24 |
| C2H2  | CAPN  | 24 |
| C2H3  | CAPN  | 24 |
| C2H4  | CAPN  | 24 |
| C2H5  | CAPN  | 24 |
| C2H6  | CAPN  | 24 |
| C2H7  | CAPN  | 24 |
| C2H8  | CAPN  | 24 |
| C2H9  | CAPN  | 28 |
| C2H10 | CAPN  | 28 |
| C2H11 | CAPN  | 28 |
| C2H12 | CAPN  | 28 |
| C2H13 | CAPN  | 28 |
| C2H14 | CAPN  | 28 |
| C2H15 | CAPN  | 28 |
| C2H16 | CAPN  | 28 |
| C2H17 | CAPN  | 28 |
| C2H18 | CAPN  | 28 |
| C2J1  | capn  | 75 |
| C2J2  | CAP-P | 75 |
| C2J3  | CAPN  | 64 |
| C2J4  | CAPN  | 64 |
| C2J5  | CAPN  | 63 |
| C2J6  | CAPN  | 64 |
| C2J7  | CAPN  | 63 |
| C2J8  | CAP-P | 75 |
| C3A1  | CAPN  | 67 |
| C3A2  | CAPN  | 67 |
| C3A3  | CAPN  | 67 |
| C3A4  | CAPN  | 67 |
| C3A5  | CAPN  | 67 |
| C3A6  | CAPN  | 67 |
| C3A7  | CAPN  | 67 |
| C3A8  | CAPN  | 67 |
| C3A9  | CAPN  | 67 |
| C3A10 | CAPN  | 67 |
| C3B1  | CAPN  | 86 |
| C3B2  | CAP-P | 88 |
| C3B3  | CAPN  | 87 |
| C3B4  | CAPN  | 86 |
| C3B5  | CAPN  | 86 |
| C3C1  | CAP-P | 88 |
| C3C2  | CAP-P | 88 |
| C3C3  | CAP-P | 88 |
| C3C4  | CAPN  | 88 |
| C3C5  | CAPN  | 88 |
| C3C6  | CAPN  | 88 |
| C3C7  | CAPN  | 88 |
| C3C9  | CAPN  | 88 |
| C3C10 | CAPN  | 88 |
| C3D1  | CAPN  | 88 |
| C3D2  | CAPN  | 88 |

|       |       |    |
|-------|-------|----|
| C3D3  | CAPN  | 88 |
| C3D4  | CAPN  | 88 |
| C3D5  | CAPN  | 88 |
| C3E1  | CAPN  | 88 |
| C3E2  | CAPN  | 16 |
| C3G1  | CAPN  | 24 |
| C3G2  | CAPN  | 24 |
| C3H1  | CAPN  | 24 |
| C3H2  | CAPN  | 24 |
| C3H3  | CAPN  | 24 |
| C3H4  | CAPN  | 24 |
| C3H5  | CAPN  | 24 |
| C3H6  | CAPN  | 24 |
| C3H7  | CAPN  | 28 |
| C3H8  | CAPN  | 28 |
| C3H9  | CAPN  | 28 |
| C3H10 | CAPN  | 28 |
| C3H11 | CAPN  | 28 |
| C3H12 | CAPN  | 28 |
| C3H13 | CAPN  | 28 |
| C3H14 | CAPN  | 28 |
| C3H15 | CAPN  | 28 |
| C3J1  | CAPN  | 75 |
| C3J2  | CAPN  | 82 |
| C3J3  | CAPN  | 75 |
| C3J4  | capn  | 75 |
| C3J5  | capn  | 75 |
| C3J6  | CAPN  | 82 |
| C3J7  | CAPN  | 82 |
| C4A4  | CAPN  | 67 |
| C4A5  | CAPN  | 67 |
| C4A6  | CAPN  | 67 |
| C4A7  | CAPN  | 67 |
| C4A8  | CAPN  | 67 |
| C4A9  | CAPN  | 67 |
| C4A10 | CAPN  | 67 |
| C4B1  | CAPN  | 87 |
| C4B2  | CAP-P | 88 |
| C4B3  | CAPN  | 87 |
| C4B4  | CAPN  | 87 |
| C4B5  | CAPN  | 75 |
| C4B6  | CAPN  | 75 |
| C4C1  | CAPN  | 85 |
| C4C2  | CAP-P | 88 |
| C4C3  | CAP-P | 88 |
| C4C4  | CAPN  | 85 |
| C4C5  | CAPN  | 85 |
| C4C6  | CAPN  | 85 |
| C4C7  | CAPN  | 8  |
| C4C8  | CAPN  | 8  |
| C4C9  | CAPN  | 8  |
| C4C9A | CAPN  | 14 |
| C4C9B | CAPN  | 14 |
| C4D1  | CAPN  | 16 |
| C4E1  | CAPN  | 16 |
| C4E2  | CAPN  | 16 |
| C4E2A | CAPN  | 16 |
| C4E3  | CAPN  | 15 |
| C4E4  | CAPN  | 15 |
| C4E5  | CAPN  | 16 |
| C4E5A | CAPN  | 16 |
| C4E6  | CAPN  | 15 |
| C4E7  | CAPN  | 15 |
| C4F1  | CAPN  | 16 |
| C4G1  | CAP-P | 24 |
| C4G2  | CAPN  | 24 |
| C4H1  | CAPN  | 24 |
| C4H2  | CAPN  | 24 |
| C4H3  | CAPN  | 24 |
| C4H4  | CAPN  | 24 |

|        |       |    |
|--------|-------|----|
| C4H5   | CAPN  | 24 |
| C4H6   | CAPN  | 24 |
| C4H7   | CAPN  | 28 |
| C4H8   | CAPN  | 28 |
| C4H9   | CAPN  | 28 |
| C4H10  | CAPN  | 28 |
| C4H11  | CAPN  | 28 |
| C4H12  | CAPN  | 28 |
| C4H13  | CAPN  | 28 |
| C4H14  | CAPN  | 28 |
| C4H15  | CAPN  | 28 |
| C4H16  | CAPN  | 28 |
| C4H17  | CAPN  | 28 |
| C4J1   | CAPN  | 75 |
| C4J2   | CAPN  | 75 |
| C4J3   | capn  | 75 |
| C4J4   | CAP-P | 75 |
| C4J5   | CAPN  | 82 |
| C4J6   | capn  | 75 |
| C4J7   | capn  | 75 |
| C4J8   | capn  | 75 |
| C5A5   | CAPN  | 50 |
| C5B1   | capn  | 80 |
| C5B2   | CAPN  | 50 |
| C5B3   | CAPN  | 50 |
| C5B4   | CAP-P | 80 |
| C5B5   | CAP-P | 88 |
| C5B6   | CAPN  | 17 |
| C5B7   | CAPN  | 17 |
| C5B8   | CAPN  | 17 |
| C5C1   | CAPN  | 85 |
| C5C2   | CAPN  | 17 |
| C5C3   | CAPN  | 85 |
| C5C4   | CAPN  | 85 |
| C5C5   | CAPN  | 17 |
| C5C6   | CAPN  | 17 |
| C5C7   | CAPN  | 17 |
| C5C8   | CAPN  | 85 |
| C5C9   | CAPN  | 17 |
| C5C10  | CAPN  | 17 |
| C5C12  | CAP-P | 15 |
| C5C14  | CAPN  | 16 |
| C5C141 | CAPN  | 16 |
| C5D1   | CAPN  | 16 |
| C5D5   | CAPN  | 15 |
| C5D7   | CAPN  | 15 |
| C5D8   | CAPN  | 16 |
| C5D9   | CAPN  | 16 |
| C5D10  | CAPN  | 84 |
| C5D11  | CAPN  | 16 |
| C5D12  | CAPN  | 16 |
| C5D13  | CAPN  | 84 |
| C5D14  | CAPN  | 16 |
| C5D14A | CAPN  | 16 |
| C5D15  | CAPN  | 16 |
| C5F1   | CAPN  | 16 |
| C5G1   | CAPN  | 24 |
| C5G2   | CAPN  | 24 |
| C5G3   | CAPN  | 24 |
| C5G4   | CAPN  | 21 |
| C5G4Y  | CAPN  | 25 |
| C5H1   | CAPN  | 24 |
| C5H2   | CAPN  | 24 |
| C5H2Y  | CAPN  | 25 |
| C5H3   | CAPN  | 24 |
| C5H4   | CAPN  | 24 |
| C5H5   | CAPN  | 24 |
| C5H6   | CAPN  | 28 |
| C5H7   | CAPN  | 28 |
| C5H8   | CAPN  | 28 |

SCHEMATIC TITLE: INTEL(R) 875P CHIPSET CUSTOMER REFERENCE BOARD

PAGE TITLE:

REV: 1.2

INTEL PLATFORM APPS ENG. LAST REVISED: 01.07.2002 SHEET: 99/103

1900 PRAIRIE CITY ROAD FOLSOM, CALIFORNIA 95630

DRAWING  
 CANTERWOOD\_CRB\_SCH\_1\_99  
 Thu Apr 03 14:02:55 2003

CR-100

CSH9 CAPN 28  
 CSH10 CAPN 28  
 CSH11 CAPN 28  
 CSH12 CAPN 28  
 CSH13 CAPN 28  
 CSH14 CAPN 28  
 CSH15 CAPN 28  
 CSJ1 CAPN 35  
 CSJ2 CAPN 35  
 C6A1 NCAP 59  
 C6A2 NCAP 56  
 C6A3 NCAP 55  
 C6A4 NCAP 56  
 C6A5 NCAP 55  
 C6A6 CAPN 83  
 C6A7 NCAP 54  
 C6A8 NCAP 54  
 C6A9 CAPN 58  
 C6A10 CAPN 58  
 C6A11 CAPN 83  
 C6A12 CAPN 58  
 C6B1 CAPN 49  
 C6B2 CAPN 85  
 C6B3 CAPN 49  
 C6B4 CAPN 85  
 C6B5 CAPN 85  
 C6B6 CAPN 83  
 C6B7 CAP-P 83  
 C6B8 CAPN 17  
 C6B9 CAPN 17  
 C6B10 CAPN 17  
 C6B11 CAPN 17  
 C6B12 CAPN 17  
 C6B13 CAPN 17  
 C6B14 CAPN 17  
 C6B15 CAPN 17  
 C6B16 CAPN 17  
 C6B17 CAPN 17  
 C6B18 CAPN 17  
 C6B19 CAPN 17  
 C6B20 CAPN 17  
 C6C1 CAPN 17  
 C6C2 CAPN 17  
 C6C3 CAPN 83  
 C6C4 CAPN 17  
 C6C5 CAPN 17  
 C6C6 CAPN 17  
 C6C7 CAPN 17  
 C6C8 CAPN 17  
 C6C9 CAPN 17  
 C6C10 CAPN 17  
 C6C11 CAPN 17  
 C6C12 CAPN 17  
 C6C14 CAP-P 83  
 C6C15 CAP-P 84  
 C6C16 CAPN 84  
 C6C17 CAP-P 15  
 C6D1 CAPN 16  
 C6D2 CAPN 16  
 C6D3 CAPN 16  
 C6D4 CAPN 18  
 C6E1 CAPN 16  
 C6E2 CAPN 51  
 C6E3 CAPN 16  
 C6E4 CAPN 15  
 C6E5 CAPN 16  
 C6F1 CAPN 16  
 C6F2 CAPN 76  
 C6F3 CAPN 15  
 C6F4 CAPN 15


C6F5 CAP-P 76  
 C6F6 CAP-P 76  
 C6G3 CAPN 24  
 C6G4 CAPN 24  
 C6H1 CAPN 24  
 C6H2 CAPN 24  
 C6H3 CAPN 24  
 C6H4 CAPN 24  
 C6H5 CAPN 24  
 C6H6 CAPN 28  
 C6H8 CAPN 82  
 C6H11 CAPN 28  
 C6H12 CAPN 28  
 C6H13 CAPN 28  
 C6H14 CAPN 28  
 C6H15 CAPN 28  
 C6H16 CAPN 28  
 C6J1 CAP-P 76  
 C6J2 CAPN 28  
 C7A1 CAPN 49  
 C7A2 CAPN 50  
 C7A3 CAPN 50  
 C7A4 CAPN 50  
 C7A5 CAPN 49  
 C7A6 CAPN 50  
 C7A7 CAPN 48  
 C7A8 CAPN 48  
 C7A9 CAPN 49  
 C7A10 CAPN 49  
 C7A11 CAPN 49  
 C7A12 CAPN 49  
 C7A13 CAPN 83  
 C7B1 CAPN 48  
 C7B2 CAPN 49  
 C7B3 CAPN 48  
 C7B4 CAPN 49  
 C7B5 CAPN 49  
 C7B6 CAPN 51  
 C7B6A CAPN 51  
 C7B7 CAPN 51  
 C7B7A CAPN 51  
 C7B8 CAPN 18  
 C7B9 CAPN 82  
 C7B10 CAPN 83  
 C7B11 CAPN 83  
 C7C1 CAPN 83  
 C7C2 CAPN 83  
 C7C3 CAPN 18  
 C7C4 CAPN 18  
 C7C5 CAP-P 84  
 C7D1 CAPN 84  
 C7D2 CAPN 49  
 C7D3 CAPN 82  
 C7D4 CAPN 84  
 C7D5 CAPN 84  
 C7D6 CAPN 51  
 C7D7 CAPN 51  
 C7E1 CAPN 51  
 C7E2 CAPN 20  
 C7E3 CAPN 16  
 C7E4 CAPN 16  
 C7E5 CAPN 84  
 C7E6 CAPN 18  
 C7E7 CAPN 16  
 C7E8 CAPN 16  
 C7E9 CAPN 84  
 C7E10 CAPN 84  
 C7E11 CAPN 84  
 C7E12 CAPN 84  
 C7E13 CAPN 84

C7E14 CAPN 84  
 C7F1 CAPN 84  
 C7F2 CAPN 84  
 C7F4 CAPN 63  
 C7F5 CAPN 84  
 C7F6 CAPN 15  
 C7F7 CAPN 84  
 C7F8 capn 75  
 C7F9 CAPN 15  
 C7F10 CAP-P 84  
 C7F11 CAPN 32  
 C7F12 CAPN 33  
 C7G1 CAPN 32  
 C7G2 CAPN 16  
 C7G3 CAPN 16  
 C7G4 CAPN 32  
 C7G5 CAPN 32  
 C7G6 CAPN 33  
 C7G10 CAPN 82  
 C7G10A CAPN 82  
 C7G10B CAPN 82  
 C7G10C CAPN 82  
 C7G11 CAPN 76  
 C7G12 CAPN 76  
 C7H2 CAPN 76  
 C7H2A CAPN 76  
 C7H3 CAP-P 76  
 C7H4 CAPN 76  
 C8A1 CAPN 49  
 C8A2 NCAP 55  
 C8A3 CAPN 83  
 C8A4 CAPN 49  
 C8A5 CAPN 49  
 C8A6 CAPN 49  
 C8A7 NCAP 56  
 C8A8 NCAP 55  
 C8B1 CAPN 49  
 C8B2 CAPN 49  
 C8B3 CAPN 49  
 C8B4 CAPN 56  
 C8B5 CAPN 57  
 C8B6 CAPN 54  
 C8B7 NCAP 54  
 C8B8 CAPN 57  
 C8B9 CAPN 49  
 C8B10 CAP-P 55  
 C8B11 capn 78  
 C8B12 CAPN 64  
 C8B24 capn 78  
 C8C1 capn 78  
 C8C2 CAPN 49  
 C8C3 capn 78  
 C8C4 capn 78  
 C8C5 CAP-P 78  
 C8C6 CAP-P 18  
 C8C7 CAP-P 82  
 C8D1 CAP-P 82  
 C8D1A CAP-P 82  
 C8D2 CAP-P 82  
 C8D2A CAP-P 82  
 C8E1 CAP-P 82  
 C8E1A CAP-P 82  
 C8E1B CAP-P 82  
 C8E2 CAP-P 84  
 C8E4 CAP-P 82  
 C8E4A CAP-P 82  
 C8E5 CAPN 84  
 C8E6 CAPN 84  
 C8F1 CAP-P 84  
 C8F3 CAPN 33

C8F4 CAPN 32  
 C8F5 CAPN 32  
 C8F6 CAPN 32  
 C8F7 CAPN 33  
 C8F8 CAPN 32  
 C8F9 CAPN 33  
 C8F10 CAPN 75  
 C8G1 CAPN 32  
 C8G2 CAPN 32  
 C8G3 CAPN 32  
 C8G4 CAPN 33  
 C8G5 CAPN 32  
 C8G6 CAPN 32  
 C8G7 CAPN 33  
 C8G8 CAPN 33  
 C8J1 capn 62  
 C8J2 capn 62  
 C8J3 capn 62  
 C8J4 capn 62  
 C8J5 CAPN 73  
 C8J6 CAPN 73  
 C9A1 NCAP 59  
 C9A2 CAPN 59  
 C9A3 NCAP 59  
 C9A4 CAP-P 55  
 C9A5 NCAP 53  
 C9A6 NCAP 55  
 C9A7 NCAP 53  
 C9A8 NCAP 53  
 C9A9 NCAP 54  
 C9A10 NCAP 53  
 C9A11 NCAP 53  
 C9A12 NCAP 53  
 C9A13 NCAP 53  
 C9A14 NCAP 53  
 C9A15 NCAP 52  
 C9A16 NCAP 52  
 C9A17 NCAP 56  
 C9A18 NCAP 52  
 C9A19 NCAP 59  
 C9A20 NCAP 52  
 C9A21 NCAP 56  
 C9A22 NCAP 52  
 C9A23 NCAP 54  
 C9A24 NCAP 52  
 C9A25 NCAP 52  
 C9A26 NCAP 54  
 C9B1 NCAP 52  
 C9B2 NCAP 52  
 C9B3 NCAP 57  
 C9B4 NCAP 52  
 C9B5 NCAP 52  
 C9B6 NCAP 52  
 C9B7 CAPN 57  
 C9B8 NCAP 52  
 C9B9 capn 46  
 C9B10 CAPN 57  
 C9B11 CAPN 82  
 C9B12 CAPN 18  
 C9C1 capn 46  
 C9C2 capn 78  
 C9C3 CAPN 82  
 C9C4 capn 46  
 C9D1 CAPN 82  
 C9D2 CAP-P 82  
 C9E1 CAP-P 81  
 C9E2 CAPN 81  
 C9E3 CAPN 81

SCHMATIC TITLE: INTEL(R) 875P CHIPSET CUSTOMER REFERENCE BOARD  
 PAGE TITLE:  
 REV: 1.2  
 SHEET: 100/103  
 INTEL PLATFORM APPS ENG. LAST REVISED: 01.07.2002  
 1900 PRAIRIE CITY ROAD FOLSOM, CALIFORNIA 95630

DRAWING  
 CANTERWOOD\_CRB\_SCH\_1\_100  
 Thu Apr 03 14:02:55 2003





CR-101

|         |                 |    |
|---------|-----------------|----|
| C9F2    | CAPN            | 02 |
| C9F3    | CAP-P           | 36 |
| C9F4    | CAPN            | 32 |
| C9G1    | CAPN            | 32 |
| C9G2    | CAPN            | 32 |
| C9G3    | CAPN            | 33 |
| C9G4    | CAPN            | 62 |
| C9G6    | CAPN            | 33 |
| C9G7    | CAPN            | 33 |
| C9H1    | CAPN            | 33 |
| C9H2    | CAPN            | 70 |
| C9H3    | CAPN            | 02 |
| C9H4    | CAP-P           | 02 |
| C9J2    | CAPN            | 71 |
| C9J3    | capn            | 71 |
| C9J4    | CAPN            | 71 |
| C9J5    | CAPN            | 70 |
| C9J6    | CAPN            | 71 |
| C301LB  | CAPN            | 48 |
| C70VC2  | CAPN            | 76 |
| C70VCC  | CAPN            | 76 |
| C73A1   | CAPN            | 76 |
| C113A   | CAPN            | 13 |
| C301LC  | CAPN            | 48 |
| C302LA  | CAPN            | 48 |
| C445    | CAPN            | 15 |
| C447    | CAPN            | 15 |
| C7001J  | CAPN            | 76 |
| C2101   | CAPN            | 21 |
| CP2A1   | CPAK4C4C        | 66 |
| CP2A2   | CPAK4C4C        | 66 |
| CP9J1   | CPAK4C4C        | 71 |
| CP9J2   | CPAK4C4C        | 71 |
| CR1B1   | DIODE           | 06 |
| CR3B1   | DIODE           | 06 |
| CR4B1   | DIODE           | 07 |
| CR6B1   | LED             | 33 |
| CR7J1   | LED             | 75 |
| CR9H1   | DIOSOT23C       | 76 |
| CRP1A1  | TVS6_2V         | 66 |
| DB2F1   | TDR_PIN         | 91 |
| DB2F2   | TDR_PIN         | 91 |
| DB9F3   | TDR_PIN         | 91 |
| DB9F1   | TDR_PIN         | 91 |
| EU7001J | SC2614          | 76 |
| FB4C1   | FERRITE         | 0  |
| FB4C2   | FERRITE         | 0  |
| FB5B1   | FERRITE         | 17 |
| FB6B1   | FERRITE         | 17 |
| HS901   | BDG-WAVEHS      | 9  |
| J1A1    | PS2STACK        | 66 |
| J1AC97  | 2X0HDR          | 92 |
| J1B1    | STD_MTG_HOLE    | 72 |
| J1B2    | 1X3HDR          | 73 |
| J1D1    | MINI_ITP_20P    | 93 |
| J1G1    | STD_MTG_HOLE    | 72 |
| J1J1    | STD_MTG_HOLE    | 72 |
| J2A1    | DSUB9           | 66 |
| J2A2    | QUAD_US9        | 36 |
| J2E1    | PSC478          | 6  |
| J2F1    | 1X3HDR          | 73 |
| J3D1    | ANCHOR_CLP_GHST | 9  |
| J3F1    | ANCHOR_CLP_GHST | 9  |
| J3J1    | 2X10PWR         | 75 |
| J4A2    | DSUB25TALL      | 67 |
| J4J1    | 2X17HDR3_5      | 65 |
| J5A1    | GBE_MAGJACK3_10 | 50 |
| J5B1    | 1X2HDR          | 90 |
| J5B2    | 2X2HDR          | 75 |
| J5C1    | 1X2HDR          | 7  |

|       |                 |          |
|-------|-----------------|----------|
| J5C2  | AGPPRO_4X_0X    | 10       |
| J5D1  | ANCHOR_CLP_GHST | 9        |
| J5F1  | ANCHOR_CLP_GHST | 9        |
| J6A1  | AUD103STACK     | 54 55 56 |
| J6G1  | D1MM2P_1B4_1GB  | 21       |
| J6G2  | D1MM2P_1B4_1GB  | 21       |
| J6H1  | D1MM2P_1B4_1GB  | 25       |
| J6H2  | D1MM2P_1B4_1GB  | 25       |
| J6J1  | 2X20HDR20       | 35       |
| J6J2  | 2X20HDR20       | 35       |
| J6U1  | 2X25X2MGT       | 91       |
| J7A1  | STD_MTG_HOLE    | 72       |
| J7B1  | CONPCI2_2       | 44       |
| J7G1  | STD_MTG_HOLE    | 72       |
| J7J1  | STD_MTG_HOLE    | 72       |
| J7J2  | 1X3HDR          | 73       |
| J7J3  | 1X2HDR          | 64       |
| J8A2  | 1X4HDR          | 54       |
| J8B1  | 2X5HDR8         | 56       |
| J8B2  | CONPCI2_2       | 43       |
| J8H1  | 1X7HDR          | 61       |
| J8H2  | 1X7HDR          | 61       |
| J8J1  | 1X3HDR          | 62       |
| J9B1  | 2X5HDR5         | 57       |
| J9B2  | CNR60_1CH4      | 46       |
| J9B3  | CONPCI2_2       | 42       |
| J9F1  | 2X5HDR9         | 39       |
| J9H1  | 1X3HDR          | 33       |
| J9H2  | 1X2HDR          | 33       |
| J9J3  | 2X5HDR10_14     | 71       |
| J9J4  | 2X5HDR10        | 71       |
| J9J5  | MFG_MODE_IMPR   | 62       |
| J9J6  | 1X3HDR2         | 71       |
| J111  | STD_MTG_HOLE    | 72       |
| J112  | STD_MTG_HOLE    | 72       |
| J113  | STD_MTG_HOLE    | 72       |
| J97S0 | CONPCI2_2       | 40       |
| J98S0 | CONPCI2_2       | 41       |
| L1B1  | INDUCTOR        | 06       |
| L2A1  | IND_4PIN        | 36       |
| L2A2  | IND_4PIN        | 36       |
| L2A3  | IND_4PIN        | 36       |
| L2A4  | IND_4PIN        | 36       |
| L2B1  | INDUCTOR        | 06       |
| L4B1  | INDUCTOR        | 07       |
| L4B2  | INDUCTOR        | 06       |
| L4C1  | INDUCTOR        | 8        |
| L4C2  | INDUCTOR        | 8        |
| L5B1  | IND_4PIN        | 39       |
| L5B2  | IND_4PIN        | 39       |
| L5C3  | INDUCTOR        | 15       |
| L6C1  | INDUCTOR        | 15       |
| L7H1  | INDUCTOR        | 76       |
| L7H2  | INDUCTOR        | 76       |
| L9F1  | IND_4PIN        | 39       |
| L9F2  | IND_4PIN        | 39       |
| LBSF1 | LABEL           | 72       |
| LBSF1 | LOGO            | 72       |
| L5BJ1 | SPKR            | 70       |
| M1A1  | FERRITE         | 79       |
| MEA1  | NFERRBD         | 56       |
| MEA2  | NFERRBD         | 55       |
| MEA3  | NFERRBD         | 56       |
| MEA4  | NFERRBD         | 55       |
| MEA5  | NFERRBD         | 54       |
| MEA6  | NFERRBD         | 54       |
| Q1B1  | NPN             | 73       |
| Q1B2  | FET_VREG        | 06       |
| Q1F1  | NPN             | 73       |
| Q1F2  | FET             | 73       |

|          |             |    |
|----------|-------------|----|
| Q1F3     | NPN         | 69 |
| Q1G1A    | NPN         | 64 |
| Q2A1     | NPN         | 79 |
| Q2A2     | NPN         | 79 |
| Q2B1     | ST060NF3LL  | 06 |
| Q2B2     | FET_VREG    | 06 |
| Q2B3     | FET_VREG    | 06 |
| Q3A1     | SI4501DY    | 79 |
| Q3B1     | ST060NF3LL  | 06 |
| Q3B2     | FET_VREG    | 07 |
| Q3B2A    | FET_VREG    | 07 |
| Q3B3     | FET_VREG    | 06 |
| Q4B1     | ST060NF3LL  | 07 |
| Q4B2     | FET_VREG    | 07 |
| Q4B3     | FET_VREG    | 06 |
| Q5B1     | NPN         | 17 |
| Q5C1     | FET         | 05 |
| Q6A1     | BCP69T1     | 03 |
| Q6B1     | NPN         | 00 |
| Q6B2     | NPN         | 05 |
| Q6B2A    | FET_VREG    | 06 |
| Q6B3     | PNP         | 05 |
| Q6B4     | SI4501DY    | 00 |
| Q6B6     | NPN         | 33 |
| Q6B6A    | HGSF1P02LT1 | 03 |
| Q6H1     | FET_VREG    | 76 |
| Q6H2     | FET_VREG    | 76 |
| Q7B1     | FET         | 03 |
| Q7B2     | FET_VREG    | 03 |
| Q7C1     | NPN         | 03 |
| Q7D1     | NPN         | 20 |
| Q7D2     | MBT3904DUAL | 20 |
| Q7E1     | NTB10N06L   | 04 |
| Q7E2     | FET_VREG    | 04 |
| Q7G1     | FET_VREG    | 76 |
| Q7J1     | FET         | 90 |
| Q8A1     | BCP69T1     | 03 |
| Q8C1     | MBT3904DUAL | 70 |
| Q8C2     | SI4501DY    | 70 |
| Q8C3     | MBT3904DUAL | 70 |
| Q8E1     | NTB10N06L   | 04 |
| Q8J1     | FET         | 62 |
| Q8J2     | MBT3904DUAL | 62 |
| Q8J3     | NPN         | 73 |
| Q9F1     | SI4501DY    | 30 |
| Q9G1     | MBT3904DUAL | 30 |
| Q9J1     | NPN         | 70 |
| Q83A00UA | NPN         | 30 |
| Q7001J   | FET_VREG    | 76 |
| R1A1     | RESN        | 66 |
| R1A2     | RESN        | 66 |
| R1A3     | RESN        | 66 |
| R1A4     | RESN        | 66 |
| R1B1     | NRES        | 73 |
| R1B2     | RESN        | 06 |
| R1B3     | resn        | 73 |
| R1C1     | resn        | 73 |
| R1C2     | resn        | 73 |
| R1C3     | resn        | 73 |
| R1C4     | RESN        | 05 |
| R1C5     | RESN        | 05 |
| R1C7     | RESN        | 05 |
| R1C8     | RESN        | 05 |
| R1C10    | RESN        | 05 |
| R1C11    | RESN        | 05 |
| R1C13    | RESN        | 05 |
| R1C14    | RESN        | 05 |
| R1C16    | RESN        | 05 |
| R1C17    | RESN        | 05 |
| R1C18    | RESN        | 05 |

|        |      |    |
|--------|------|----|
| R1C19  | RESN | 05 |
| R1D2   | RESN | 05 |
| R1D3   | RESN | 05 |
| R1D5   | RESN | 05 |
| R1D6   | RESN | 05 |
| R1D7   | RESN | 93 |
| R1D8   | RESN | 7  |
| R1D9   | RESN | 7  |
| R1D10  | RESN | 93 |
| R1D11  | RESN | 93 |
| R1D12  | RESN | 93 |
| R1D13  | RESN | 93 |
| R1D14  | RESN | 93 |
| R1D15  | RESN | 93 |
| R1D16  | RESN | 7  |
| R1D17  | RESN | 7  |
| R1E1   | RESN | 93 |
| R1E2   | RESN | 93 |
| R1E3   | RESN | 93 |
| R1E4   | RESN | 93 |
| R1E7   | RESN | 90 |
| R1F1   | RESN | 69 |
| R1F2   | RESN | 73 |
| R1F3   | RESN | 73 |
| R1F4   | resn | 69 |
| R1F5   | RESN | 69 |
| R1F6   | NRES | 69 |
| R1F7   | RESN | 69 |
| R1F8   | NRES | 69 |
| R1F9   | RESN | 73 |
| R1F10  | resn | 69 |
| R1F11  | resn | 69 |
| R1F12  | resn | 73 |
| R1F13  | resn | 73 |
| R1F14  | resn | 69 |
| R1F15  | resn | 73 |
| R1F16  | RESN | 64 |
| R1J1   | NRES | 64 |
| R1J2   | NRES | 64 |
| R1J3   | resn | 75 |
| R1J4   | RESN | 64 |
| R1J4A  | RESN | 64 |
| R1J5   | NRES | 64 |
| R1J6   | NRES | 64 |
| R1J7   | NRES | 64 |
| R1J8   | RESN | 63 |
| R1J9   | RESN | 63 |
| R1J10  | RESN | 63 |
| R1J10A | RESN | 63 |
| R1J10B | RESN | 63 |
| R1J10C | RESN | 63 |
| R1J10D | RESN | 63 |
| R2A1   | RESN | 36 |
| R2A2   | RESN | 36 |
| R2A3   | RESN | 36 |
| R2A4   | RESN | 36 |
| R2A5   | RESN | 36 |
| R2A6   | RESN | 36 |
| R2A7   | RESN | 36 |
| R2A8   | RESN | 36 |
| R2A9   | resn | 79 |
| R2A10  | resn | 79 |
| R2A11  | resn | 79 |
| R2B1   | RESN | 06 |
| R2E1   | RESN | 7  |
| R2E2   | RESN | 7  |
| R2E3   | RESN | 16 |
| R2E4   | RESN | 7  |
| R2E5   | RESN | 73 |
| R2E6   | RESN | 64 |

SCHEMATIC TITLE: INTEL(R) 875P CHIPSET CUSTOMER REFERENCE BOARD

PAGE TITLE:

DRAWING: CANTERWOOD\_CRB\_SCH\_1\_101  
Thu Apr 03 14:02:55 2003

INTEL PLATFORM APPS ENG, 1900 PRAIRIE CITY ROAD, FOLSOM, CALIFORNIA 95630

LAST REVISED: 01.07.2002

REV: 1.2

SHEET: 101/103

CR-102

R2J2 RESN 64  
 R2J3 RESN 63  
 R2J4 RESN 63  
 R2J5 RESN 65  
 R2J8 RESN 65  
 R2T1 NRES 7  
 R3A1 RESN 79  
 R3B1 RESN 87  
 R3C7 RESN 6  
 R3C7A RESN 6  
 R3D1 RESN 7  
 R3E2 RESN 16  
 R3E3 RESN 16  
 R3G1 RESN 23  
 R3G2 RESN 23  
 R3G3 RESN 23  
 R3G4 RESN 23  
 R3J1 RESN 65  
 R3J2 RESN 65  
 R3J3 RESN 65  
 R3R1 GND\_ISOLATION 85  
 R3R2 GND\_ISOLATION 85  
 R4A2 RESN 67  
 R4A3 RESN 67  
 R4C1 RESN 85  
 R4C2 RESN 85  
 R4C3 RESN 85  
 R4C4 RESN 85  
 R4C5 RESN 85  
 R4C6 RESN 85  
 R4C7 RESN 85  
 R4C8 RESN 85  
 R4C9 RESN 85  
 R4C10 RESN 8  
 R4D1 RESN 16  
 R4E1 RESN 15  
 R4E2 RESN 15  
 R4E3 RESN 15  
 R4E4 RESN 15  
 R4F1 RESN 15  
 R4G1 RESN 22  
 R4J1 RESN 35  
 R4R1 GND\_ISOLATION 85  
 R5B1 RESN 39  
 R5B2 RESN 39  
 R5B3 RESN 39  
 R5B4 RESN 39  
 R5B5 NRES 78  
 R5B6 NRES 78  
 R5B8 RESN 17  
 R5B9 RESN 17  
 R5B9A RESN 17  
 R5B10 RESN 17  
 R5B11 RESN 17  
 R5B12 RESN 17  
 R5B13 RESN 17  
 R5B14 RESN 17  
 R5B15 RESN 17  
 R5B17 RESN 17  
 R5B17A RESN 17  
 R5B18 RESN 17  
 R5B19 RESN 17  
 R5B20 RESN 17  
 R5B21 RESN 17  
 R5B22 RESN 17  
 R5B23 RESN 17  
 R5B24 RESN 17  
 R5B25 RESN 85  
 R5B26 RESN 17  
 R5B27 RESN 17

R5B28 RESN 17  
 R5B29 RESN 85  
 R5B30 RESN 17  
 R5B31 RESN 17  
 R5B32 NRES 17  
 R5B33 NRES 17  
 R5C1 RESN 85  
 R5C2 RESN 17  
 R5C3 RESN 17  
 R5C4 RESN 85  
 R5C5 RESN 17  
 R5C6 RESN 17  
 R5C7 NRES 17  
 R5C8 NRES 17  
 R5C9 RESN 17  
 R5C10 RESN 17  
 R5C11 RESN 17  
 R5C12 RESN 17  
 R5C13 RESN 85  
 R5C15 RESN 17  
 R5C16 RESN 17  
 R5C17 RESN 85  
 R5C19 RESN 17  
 R5C20 RESN 17  
 R5C22 RESN 85  
 R5C23 RESN 17  
 R5C24 RESN 85  
 R5C25 RESN 85  
 R5D1 RESN 7  
 R5D3 RESN 16  
 R5D4 RESN 93  
 R5D5 RESN 16  
 R5D6 RESN 16  
 R5D7 RESN 16  
 R5E1 RESN 15  
 R5F1 RESN 18  
 R5G1 RESN 22  
 R5G2 RESN 22  
 R5G3 RESN 22  
 R5H6A RESN 30  
 R5J1 RESN 35  
 R5J2 RESN 35  
 R5J3 RESN 35  
 R5J4 RESN 35  
 R5J5 RESN 35  
 R5J6 RESN 35  
 R5J7 RESN 35  
 R6A1 NRES 58  
 R6A2 RESN 83  
 R6A3 RESN 49  
 R6A4 RESN 49  
 R6A5 RESN 50  
 R6A6 RESN 83  
 R6B1 RESN 85  
 R6B2 RESN 85  
 R6B3 RESN 85  
 R6B4 NRES 78  
 R6B5 RESN 80  
 R6B6 RESN 85  
 R6B7 NRES 39  
 R6B8 NRES 39  
 R6B9 NRES 39  
 R6B10 RESN 90  
 R6B11 RESN 17  
 R6B12 RESN 17  
 R6B13 RESN 17  
 R6B14 RESN 17  
 R6D1 RESN 16  
 R6D2 RESN 16  
 R6F1 RESN 15

R6F2 RESN 15  
 R6F3 RESN 15  
 R6F4 RESN 15  
 R6G1 RESN 21  
 R6G2 RESN 21  
 R6G3 RESN 25  
 R6H1 RESN 25  
 R7A1 RESN 83  
 R7A2 RESN 47  
 R7A2A RESN 47  
 R7A3 RESN 47  
 R7A4 RESN 50  
 R7A5 RESN 47  
 R7A6 NRES 47  
 R7A7 RESN 50  
 R7A8 RESN 50  
 R7A9 RESN 50  
 R7A10 RESN 50  
 R7A11 RESN 50  
 R7A12 RESN 50  
 R7A13 RESN 50  
 R7A15 RESN 47  
 R7A15A RESN 47  
 R7A15B RESN 48  
 R7A15C RESN 83  
 R7B1 RESN 47  
 R7B1A RESN 47  
 R7B1B RESN 47  
 R7B2 RESN 51  
 R7B3 RESN 51  
 R7B4 RESN 51  
 R7B5 RESN 51  
 R7B6 RESN 83  
 R7B7 RESN 83  
 R7B8 RESN 83  
 R7B9 RESN 83  
 R7C1 RESN 83  
 R7CA RESN 91  
 R7D1 RESN 43  
 R7D2 RESN 20  
 R7D3 RESN 20  
 R7D4 RESN 20  
 R7E1 RESN 51  
 R7E2 RESN 51  
 R7E3 RESN 51  
 R7E4 RESN 20  
 R7E5 RESN 20  
 R7E8 RESN 16  
 R7E9 RESN 16  
 R7E10 RESN 16  
 R7E11 RESN 84  
 R7E12 RESN 84  
 R7E13 RESN 16  
 R7E14 RESN 51  
 R7E15 RESN 84  
 R7E16 RESN 84  
 R7E17 RESN 84  
 R7F1 RESN 80  
 R7F2 RESN 15  
 R7F3 RESN 15  
 R7F4 RESN 15  
 R7F5 RESN 15  
 R7F6 RESN 31  
 R7F7 RESN 33  
 R7F8 RESN 33  
 R7F9 RESN 33  
 R7G1 RESN 16  
 R7G4 RESN 33  
 R7G5 RESN 16  
 R7G6 RESN 16

R7G7 RESN 7  
 R7G8 RESN 7  
 R7G9 RESN 33  
 R7G10 RESN 7  
 R7G11 NRES 90  
 R7G12 NRES 90  
 R7G13 RESN 90  
 R7H5D RESN 76  
 R7J1 RESN 75  
 R8A1 NRES 57  
 R8A2 NRES 55  
 R8A3 RESN 48  
 R8A4 RESN 47  
 R8A5 NRES 55  
 R8A6 NRES 55  
 R8A7 NRES 55  
 R8A8 NRES 56  
 R8A10 RESN 83  
 R8A11 NRES 56  
 R8A11A RESN 83  
 R8A12 NRES 56  
 R8A13 NRES 56  
 R8A14 NRES 56  
 R8A15 NRES 56  
 R8A16 NRES 56  
 R8B1 NRES 55  
 R8B2 RESN 49  
 R8B2A RESN 49  
 R8B2B RESN 30  
 R8B3 NRES 78  
 R8B4 NRES 56  
 R8D1 RESN 43  
 R8D2 RESN 43  
 R8D3 RESN 42  
 R8D4 RESN 44  
 R8D5 RESN 42  
 R8D6 RESN 43  
 R8D7 RESN 44  
 R8F1 RESN 33  
 R8F2 RESN 33  
 R8F3 RESN 49  
 R8G2 RESN 30  
 R8G3 RESN 30  
 R8H2 RESN 39  
 R8J1 RESN 62  
 R8J2 RESN 62  
 R8J3 RESN 62  
 R8J4 RESN 62  
 R8J5 RESN 62  
 R8J6 RESN 62  
 R8J7 RESN 62  
 R8J8 RESN 73  
 R8J9 RESN 73  
 R8J10 RESN 73  
 R8J11 RESN 62  
 R8J12 RESN 73  
 R8J13 NRES 73  
 R9A1 GND\_ISOLATION 59  
 R9A2 GND\_ISOLATION 59  
 R9A3 NRES 55  
 R9A4 NRES 52  
 R9A5 NRES 55  
 R9A6 NRES 56  
 R9A7 NRES 59  
 R9A8 NRES 56  
 R9A9 NRES 56  
 R9A10 NRES 59  
 R9A11 NRES 56  
 R9A12 NRES 56  
 R9A13 NRES 56

|  |  |                             |
|--|--|-----------------------------|
| SCHEMATIC TITLE:<br>INTEL(R) 875P CHIPSET CUSTOMER REFERENCE BOARD |  | REV:<br>1.2                 |
| PAGE TITLE:  |  | SHEET:<br>102/103           |
| INTEL  | PLATFORM APPS ENG.<br>1900 PRAIRIE CITY ROAD<br>FOLSOM, CALIFORNIA 95630 | LAST REVISED:<br>01.07.2002 |

DRAWING  
 CANTERWOOD\_CRB\_SCH\_1\_102  
 Thu Apr 03 14:02:55 2003

D

C

B

A

D

C

B

A

CR-103

|       |      |    |
|-------|------|----|
| R9A14 | NRES | 52 |
| R9A15 | NRES | 59 |
| R9A16 | NRES | 58 |
| R9A17 | NRES | 56 |
| R9A18 | NRES | 57 |
| R9A19 | NRES | 57 |
| R9A20 | NRES | 57 |
| R9A21 | NRES | 52 |
| R9A22 | NRES | 58 |
| R9A23 | NRES | 52 |
| R9A24 | NRES | 52 |
| R9A25 | NRES | 56 |
| R9A26 | NRES | 58 |
| R9B1  | NRES | 57 |
| R9B2  | NRES | 57 |
| R9B3  | resn | 46 |
| R9B4  | resn | 46 |
| R9B5  | NRES | 52 |
| R9B6  | NRES | 52 |
| R9B7  | resn | 46 |
| R9B8  | NRES | 52 |
| R9B9  | NRES | 52 |
| R9B10 | resn | 46 |
| R9B11 | resn | 46 |
| R9B12 | resn | 46 |
| R9B13 | NRES | 52 |
| R9B14 | NRES | 64 |
| R9B15 | resn | 46 |
| R9B16 | RESN | 46 |
| R9C1  | RESN | 46 |
| R9C2  | NRES | 64 |
| R9C3  | RESN | 46 |
| R9C1  | RESN | 64 |
| R9C2  | RESN | 61 |
| R9C3  | RESN | 61 |
| R9F1  | resn | 38 |
| R9F2  | resn | 38 |
| R9F3  | RESN | 39 |
| R9F4  | RESN | 37 |
| R9F5  | RESN | 37 |
| R9F6  | RESN | 39 |
| R9F7  | RESN | 39 |
| R9F8  | RESN | 37 |
| R9F9  | RESN | 37 |
| R9F10 | RESN | 39 |
| R9F11 | RESN | 39 |
| R9F12 | RESN | 39 |
| R9F13 | resn | 39 |
| R9G1  | RESN | 45 |
| R9G2  | RESN | 33 |
| R9G3  | resn | 38 |
| R9G4  | RESN | 38 |
| R9G5  | RESN | 33 |
| R9G6  | RESN | 33 |
| R9G7  | RESN | 33 |
| R9G8  | resn | 38 |
| R9G9  | RESN | 38 |
| R9G10 | RESN | 38 |
| R9G11 | RESN | 33 |
| R9G12 | RESN | 33 |
| R9G13 | RESN | 38 |
| R9G14 | RESN | 33 |
| R9G16 | RESN | 38 |
| R9G17 | RESN | 33 |
| R9G19 | RESN | 38 |
| R9G20 | RESN | 33 |
| R9G21 | RESN | 33 |
| R9G22 | RESN | 33 |
| R9H1  | RESN | 33 |
| R9H2  | RESN | 33 |

|                       |           |       |
|-----------------------|-----------|-------|
| R9H3                  | resn      | 78    |
| R9J1                  | RESN      | 71    |
| R9J4                  | RESN      | 71    |
| R9J5                  | RESN      | 71    |
| R9J6                  | RESN      | 71    |
| R9J9                  | RESN      | 70    |
| R9J10                 | RESN      | 70    |
| R9J11                 | RESN      | 71    |
| R9J12                 | RESN      | 70    |
| R17                   | RESN      | 15    |
| R018A                 | RESN      | 22    |
| R018B                 | RESN      | 22    |
| R18C2A                | RESN      | 45    |
| R18C2B                | RESN      | 45    |
| R18D1A                | RESN      | 45    |
| R18D1B                | RESN      | 45    |
| R18D1C                | RESN      | 45    |
| R18D1D                | RESN      | 45    |
| R705                  | RESN      | 76    |
| R70RGND_GND_ISOLATION | 76        |       |
| R70RV1                | RESN      | 76    |
| R70RV2                | RESN      | 76    |
| R127A                 | RESN      | 27    |
| R547A                 | RESN      | 22    |
| R547B                 | RESN      | 22    |
| R547C                 | RESN      | 22    |
| R547D                 | RESN      | 22    |
| R856A                 | RESN      | 22    |
| R856B                 | RESN      | 22    |
| R856C                 | RESN      | 22    |
| R1502                 | RESN      | 18    |
| R2907A                | RESN      | 30    |
| R2907B                | RESN      | 30    |
| R7001J                | RESN      | 76    |
| R7002J                | RESN      | 76    |
| R7003J                | RESN      | 76    |
| R7004J                | RESN      | 76    |
| R7005J                | RESN      | 76    |
| R7006J                | RESN      | 76    |
| R8001                 | RESN      | 45    |
| R8002                 | RESN      | 45    |
| R8003                 | RESN      | 45    |
| R8004                 | RESN      | 45    |
| R8005                 | RESN      | 45    |
| R8006                 | RESN      | 42    |
| RP1A1                 | PPAK4C-4R | 66    |
| RP1D1                 | PPAK4C-4R | 7     |
| RP1D2                 | PPAK4C-4R | 7     |
| RP1E1                 | PPAK4C-4R | 7     |
| RP1G1                 | PPAK4C-4R | 22    |
| RP1H1                 | PPAK4C-4R | 26    |
| RP2G1                 | PPAK4C-4R | 23    |
| RP2G2                 | PPAK4C-4R | 22 23 |
| RP2G3                 | PPAK4C-4R | 22    |
| RP2G4                 | PPAK4C-4R | 22 23 |
| RP2G5                 | PPAK4C-4R | 22    |
| RP2G6                 | PPAK4C-4R | 22 23 |
| RP2H1                 | PPAK4C-4R | 27    |
| RP2H2                 | PPAK4C-4R | 26    |
| RP2H3                 | PPAK4C-4R | 26    |
| RP2H4                 | PPAK4C-4R | 26 27 |
| RP2H5                 | PPAK4C-4R | 26    |
| RP2H5B                | PPAK4C-4R | 26    |
| RP2H5C                | PPAK4C-4R | 26    |
| RP2H6                 | PPAK4C-4R | 26 27 |
| RP3A1                 | PPAK4C-4R | 67    |
| RP3A2                 | PPAK4C-4R | 67    |
| RP3G1                 | PPAK4C-4R | 22 23 |
| RP3G2                 | PPAK4C-4R | 22    |
| RP3G3                 | PPAK4C-4R | 22 23 |

|        |              |          |
|--------|--------------|----------|
| RP3G4  | PPAK4C-4R    | 22       |
| RP3H1  | PPAK4C-4R    | 26 27    |
| RP3H2  | PPAK4C-4R    | 26       |
| RP3H3  | PPAK4C-4R    | 26 27    |
| RP3H4  | PPAK4C-4R    | 26       |
| RP3H5  | PPAK4C-4R    | 26 27    |
| RP3H6  | PPAK4C-4R    | 27       |
| RP4A1  | PPAK4C-4R    | 67       |
| RP4A3  | PPAK4C-4R    | 67       |
| RP4A4  | PPAK4C-4R    | 67       |
| RP4C1  | PPAK4C-4R    | 7        |
| RP4G1  | PPAK4C-4R    | 22       |
| RP4G2  | PPAK4C-4R    | 22       |
| RP4G3  | PPAK4C-4R    | 22 23    |
| RP4G5  | PPAK4C-4R    | 22       |
| RP4H1  | PPAK4C-4R    | 26       |
| RP4H2  | PPAK4C-4R    | 26       |
| RP4H3  | PPAK4C-4R    | 26 27    |
| RP4H4  | PPAK4C-4R    | 26       |
| RP4H5  | PPAK4C-4R    | 26       |
| RP4H6  | PPAK4C-4R    | 26       |
| RP5B1  | PPAK4C-4R    | 60       |
| RP5G1  | PPAK4C-4R    | 22 23    |
| RP5G2  | PPAK4C-4R    | 22       |
| RP5G3  | PPAK4C-4R    | 23       |
| RP5G4  | PPAK4C-4R    | 22 23    |
| RP5H1  | PPAK4C-4R    | 26       |
| RP5H2  | PPAK4C-4R    | 27       |
| RP5H3  | PPAK4C-4R    | 26 27    |
| RP5H4  | PPAK4C-4R    | 26       |
| RP5H5  | PPAK4C-4R    | 26       |
| RP6B1  | PPAK4C-4R    | 17       |
| RP6C1  | PPAK4C-4R    | 17       |
| RP6C2  | PPAK4C-4R    | 17       |
| RP6C3  | PPAK4C-4R    | 17       |
| RP6G1  | PPAK4C-4R    | 22       |
| RP6G2  | PPAK4C-4R    | 22       |
| RP6G3  | PPAK4C-4R    | 22 23    |
| RP6H1  | PPAK4C-4R    | 26       |
| RP6H2  | PPAK4C-4R    | 26 27    |
| RP6H3  | PPAK4C-4R    | 26       |
| RP6H4  | PPAK4C-4R    | 26 27    |
| RP7B1  | PPAK4C-4R    | 45       |
| RP7D1  | PPAK4C-4R    | 20       |
| RP8A1  | PPAK4C-4R    | 54       |
| RP8B1  | PPAK4C-4R    | 54       |
| RP8B2  | PPAK4C-4R    | 78       |
| RP8B3  | PPAK4C-4R    | 78       |
| RP8B3A | PPAK4C-4R    | 30       |
| RP8C1  | PPAK4C-4R    | 78       |
| RP8C3  | PPAK4C-4R    | 78       |
| RP8D2  | PPAK4C-4R    | 78       |
| RP8D3  | PPAK4C-4R    | 45       |
| RP8E1  | PPAK4C-4R    | 43 44 45 |
| RP8E2  | PPAK4C-4R    | 45       |
| RP8F1  | PPAK4C-4R    | 34       |
| RP8F2  | PPAK4C-4R    | 34       |
| RP8F3  | PPAK4C-4R    | 34       |
| RP8F4  | PPAK4C-4R    | 34       |
| RP8F5  | PPAK4C-4R    | 34       |
| RP8F6  | PPAK4C-4R    | 34       |
| RP8J1  | PPAK4C-4R    | 62       |
| RP8J2  | PPAK4C-4R    | 90       |
| RP9A1  | PPAK4C-4R    | 54       |
| RP123  | PPAK4C-4R_N5 | 14       |
| RP9050 | PPAK4C-4R    | 40 41    |
| RP908  | PPAK4C-4R    | 22 23    |
| RP909  | PPAK4C-4R    | 22       |
| RT9A1  | THERMISTOR   | 78       |
| RT9B1  | THERMISTOR   | 78       |

|        |                |                  |
|--------|----------------|------------------|
| RT4B1  | THERMISTOR     | 85               |
| RT6A1  | THERMISTOR     | 80               |
| RT9F1  | THERMISTOR     | 38               |
| U1B1   | ADP3418        | 86               |
| U1D1   | M1C5258        | 85               |
| U1F1   | HECETA6        | 69               |
| U1F2   | HECETA4        | 69               |
| U1H1   | GD752325       | 68               |
| U1J1   | PORT_ANGELES   | 63 64            |
| U2B1   | ADP3418        | 86               |
| U3B1   | ADP3418        | 87               |
| U5C1   | ADP3168        | 85               |
| U6B1   | CK_409         | 17               |
| U7C1   | LM958          | 83               |
| U7E1   | LM958          | 84               |
| U8A1   | TANACROSS      | 47 48            |
| U8B1   | AT25160        | 49               |
| U8F1   | AT93C45A_65    | 49               |
| U8J1   | F4H_4M         | 62               |
| U9A1   | 78M05C         | 59               |
| U9A2   | STAC9752       | 52               |
| U9E1   | MC39269        | 81               |
| U9E2   | UREGEZ1086     | 61               |
| U9F1   | ICHS           | 29 30 31 32      |
| U901   | CANTERWOOD     | 9 10 11 12 13 14 |
| U1101A | 74LUC1G08      | 30               |
| XBT9H1 | BATT_HLDR_2P1N | 78               |
| XYB11  | XTAL4P         | 33               |
| Y6B1   | CRYSTAL        | 17               |
| Y7B1   | CRYSTAL        | 49               |

SCHEMATIC TITLE:  
INTEL(R) 875P CHIPSET CUSTOMER REFERENCE BOARD

PAGE TITLE:

|                   |
|-------------------|
| REV:<br>1, 2      |
| SHEET:<br>103/103 |

INTEL PLATFORM APPS ENG. LAST REVISED: 01.07.2002  
1900 PRAIRIE CITY ROAD FOLSOM, CALIFORNIA 95630

DRAWING  
CANTERWOOD\_CRB\_SCH\_1\_103  
Thu Apr 03 14:02:55 2003